

City of Marlborough

# MAYOR'S BUDGET NARRATIVE



Fiscal Year 2025



Mayor J. Christian Dumais

Submitted May 2, 2024



**Mayor's Budget Narrative  
Fiscal Year 2025  
J. Christian Dumais, Mayor**

May 2, 2024

Dear Honorable Councilors and Marlborough residents,

Pursuant to M.G.L c. 44, s. 32 and the city charter, I respectfully submit for your review and approval the City of Marlborough's proposed operating budget for Fiscal Year 2025.

Over the past few months, I have worked closely with our finance team and department heads to develop a budget that both maintains the level of services provided last year, and keeps spending, and therefore taxes, low. I am proud to say that through our hard work we have accomplished our goal of submitting a conservative budget that aligns with the trends of recent years.

The \$196,593,381 proposed operating budget for Fiscal Year 2025 represents a 4.68% increase from Fiscal Year 2024, or, in dollar amount, equals an increase of \$8,782,457. The majority of that increase belongs to education and fixed costs such as health insurance, utilities, and retirement. The outlier to that is the increase I have included in the reserve for salaries account, which is intended to plan for collective bargaining with all city units who all have contracts up as of this year. Otherwise, you will see that while a few departmental budgets show an increase, most are level funded or show a decrease.

Marlborough continues to be in a strong financial position. While many cities and towns are using one-time revenues such as free cash, Covid funds, and others to plug operational deficits, I am proud to say we are relying on **NO** one-time revenues to fund the FY25 operating budget. We have estimated \$2,000,000 in new growth for FY25. While that number is below the average of the last three years combined, we believe that it is on trend, and could possibly be conservative. Our revenue forecast for local receipts are estimated to increase over this year's projections, and believe we have forecasted conservatively. Both numbers are a testament to the continued growth the city sees with the construction of new developments and attraction of large companies. State Aid numbers are always in limbo throughout the municipal budget process. Currently we have the Governor's proposal and the house proposal. Net State Aid for FY24 was \$44,175,875. The Governor's FY25 proposal would net the city at \$46,022,460, which is a \$1,846,585 increase from last fiscal year. The house FY25 proposal would net the city at \$45,972,370, which is a \$1,796,495 increase over last fiscal year. We use the Governor's proposal as the estimate and believe that, even with the commonwealth's current financial outlook, the final number will come in closer to the Governor's proposal.

Entering into the budget process Marlborough boasts over \$3,000,000 in uncommitted free cash, close to \$9,000,000 between the Land Acquisition and the West Side Fire Station Stabilization accounts, close to \$1,000,000 in the Recreation Revolving ("Antenna") account, close to \$200,000 in the Opioid Revolving Fund, and \$21,000,000 in the Undesignated Stabilization account. The city maintains a very healthy amount of bonding capacity as we potentially head into two major construction projects in the years to come: Richer School and the West Side Fire Station. The total outstanding debt is approximately \$158 million. More than half of that debt is not subject to the general debt limit of over \$370 million.

With the financial picture for FY25 laid out, I would like to take the opportunity to put some of it in the context of the FY24 budget. Last fiscal year was an anomaly that saw the average yearly tax bill for a single-family home go down around \$189. This was due, in large part, to an unprecedented \$8,000,000 net increase in local aid and revenue projections exceeding expectations by around \$4,000,000. These were the two main factors

that allowed the city to lower its original levy of around \$109,000,000 to around \$104,000,000. To put it into context, prior to the favorable financial outlook after the approved budget, Mayor Vigeant's original proposed FY24 budget requested a 4.57% increase, similar to the 4.68% increase I have requested from you for the FY25 budget. While our numbers are rough estimates based on many shifting variables, we believe that the implications of this budget for the average single-family homeowner are not expected to exceed the \$189 that was decreased in FY24.

The FY25 budget reflects a few personnel changes in various departments and nets -1.0 employees from the overall budget. In context, the FY24 budget saw a net of +5.0 new positions in various departments. Two positions are being created within the budget: a Communications Director within the Mayor's Office and a Capital Projects Manager within the Department of Public Works. The existing Outreach Worker position at the Senior Center is being returned to city budget after being funded by the Senior Center's annual grant funding. Four positions are being removed from the budget: Treasury/Payroll Manager in the Finance Department, Assistant Commissioner of Facilities and Assistant City Engineer within the Department of Public Works, and the Substance Abuse Coordinator within the Health Department. The Substance Abuse Coordinator no longer needs to be funded through the budget, as there are available Opioid Settlement Funds that it can be funded through. With both the Classification and Compensation Study that is in progress and collective bargaining with all units, we expect several recommendations for updated salary schedules and/or potential reclassifications of positions within the fiscal year. While we do not know what these changes might reflect, we budgeted the reserve for salaries account to fund any potential difference.

As you are all aware, this is not only my first budget proposal, but will be the first time I see a full budget cycle as Mayor. My intention was to present what I believe to be a conservative budget that maintains the current level of services and represents the existing structure of financial priorities. My intention in doing this is not to keep with status quo, but to take this first full budget cycle to see what we can improve upon as an organization and how we can accomplish that through future budgets. Employee compensation, succession planning, staffing levels, and departmental structure are just a few areas that need to be addressed in the coming years. My goal over the FY25 budget period is to find creative solutions to these issues that brings the City of Marlborough into the future while continuing to prioritize fiscal conservatism and a low tax rate for residents. Over the coming year, I look forward to having these conversations with both members of the City Council and the residents of Marlborough.

I would be remiss if I didn't end my remarks by thanking our entire finance team, Auditor Diane Smith, Comptroller David Williams, and Assessor John Valade. I would also like to thank each of our department heads for their cooperation, understanding, and patience throughout this process. The Mayor's Office staff also contributed heavily to the budget process and logistics and would like to thank them as well. Lastly, I would like to thank members of the City Council for their attention to this letter and the budget process. I look forward to engaging in a healthy and productive dialogue over the coming weeks.

Respectfully submitted,



J. Christian Dumais  
Mayor



# **CITY OF MARLBOROUGH**

MARLBOROUGH, MASSACHUSETTS 01752

City of Marlborough

Fiscal 2025

Operating Budget

As Recommended By

J. Christian Dumais, Mayor

**BUDGET SUMMARY**

FUND TOTALS, MAJOR CHANGE & EMPLOYMENT 1-3  
CHART REVENUE, PERCENT CATEGORY & LEVY...4-6  
DEPARTMENT TOTALS.....7-11

**ADMINISTRATION**

CITY COUNCIL.....13  
MAYORS OFFICE .....15  
FT MEADOW .....112  
LAW DEPARTMENT.....27  
CITY CLERK .....34  
ELECTION/REGISTRATION.....36

**FINANCIAL SERVICES**

FINANCE DIRECTOR.....17  
OTHER INSURANCE.....43  
RETIREMENT AND PENSION (100).....45  
RETIREMENT AND PENSION (600).....121  
RETIREMENT AND PENSION (610).....145  
OTHER GENERAL GOVT (100).....53  
OTHER GENERAL GOVT (600) .....127  
OTHER GENERAL GOVT (610).....151  
CITY SCHOOL SUPPORT.....67,69,71  
ASSABET VOCATIONAL SCHOOL.....77  
RETIREMENT OF DEBT SCHOOL.....73  
RETIREMENT OF DEBT(100) .....114

RETIREMENT OF DEBT (600).....129  
RETIREMENT OF DEBT (610).....153  
LONG TERM DEBT INTEREST . (SCHOOLS).....75  
LONG TERM DEBT INTEREST (100).....116  
LONG TERM DEBT INTEREST (600).....131  
LONG TERM DEBT INTEREST (610).....155  
TAX TITLE.....25  
CAPITAL OUTLAY.....118  
ASSESSORS DEPARTMENT.....21  
CITY AUDITOR.....19  
CITY COLLECTOR.....23

**EMPLOYEE SERVICES**

HUMAN RESOURCES.....29  
WORKERS COMPENSATION (100).....47  
WORKERS COMPENSATION (600).....123  
WORKERS COMPENSATION (610).....147  
UNEMPLOYMENT COMPENSATION.....49  
HEALTH/LIFE INSURANCE (100)..... 51  
HEALTH/LIFE INSURANCE (600).....125  
HEALTH/LIFE INSURANCE (610).....149

**DEVELOPMENT REGULATIONS**

LICENSE COMMISSION.....38  
HEALTH AND LICENSING..... 99  
INSPECTIONAL SERVICES.....62

**OPERATIONAL SUPPORT**

INFORMATION TECHNOLOGY.....31  
PUBLIC FACILITIES.....40

**PUBLIC SAFETY**

POLICE DEPARTMENT.....55  
FIRE DEPARTMENT.....59

**EDUCATION**

SCHOOL DEPARTMENT..... 65  
LIBRARY..... 107

**RECREATION**

RECREATION DEPARTMENT..... 97  
CELEBRATIONS.....110

**PUBLIC WORKS**

ADMINISTRATION.....79  
ENGINEERING.....81  
SNOW & ICE.....84  
STREETS.....86  
REPAIR SHOP.....89  
FORESTRY/PARKS.....91  
SOLID WASTE & RECYCLING.....94  
SEWER SERVICE FUND.....133  
EAST WASTE WATER TREATMENT.....136  
WEST WASTE WATER TREATMENT.....139  
SLUDGE REMOVAL.....142  
WATER SERVICE FUND.....157

**HUMAN SERVICES**

HUMAN SERVICES.....101  
COUNCIL ON AGING.....103  
VETERANS' SERVICES..... 105

## TOTALS FOR ALL BUDGETARY FUNDS

	FY 23 ACTUAL	FY 23 ADOPTED	FY 24 ADOPTED	FY 25 Mayors Budget	Difference	%
City Only	\$ 69,347,580	\$ 63,710,342	\$ 66,801,145	\$ 69,031,819	\$ 2,230,674	3.34%
Schools	\$ 88,000,891	\$ 94,053,843	\$ 97,795,890	\$ 103,911,644	\$ 6,115,754	6.25%
City&Schools	\$ 157,348,471	\$ 157,764,185	\$ 164,597,035	\$ 172,943,463	\$ 8,346,428	5.07%
Water	\$ 12,267,579	\$ 12,463,988	\$ 12,945,555	\$ 13,207,447	\$ 261,892	2.02%
Sewer	<u>\$ 9,782,380</u>	<u>\$ 10,274,926</u>	<u>\$ 10,268,334</u>	<u>\$ 10,442,471</u>	<u>\$ 174,137</u>	1.70%
 Total	 <u>\$ 179,398,430</u>	 <u>\$ 180,503,099</u>	 <u>\$ 187,810,924</u>	 <u>\$ 196,593,381</u>	 <u>\$ 8,782,457</u>	 4.68%

# AREAS OF MAJOR CHANGES

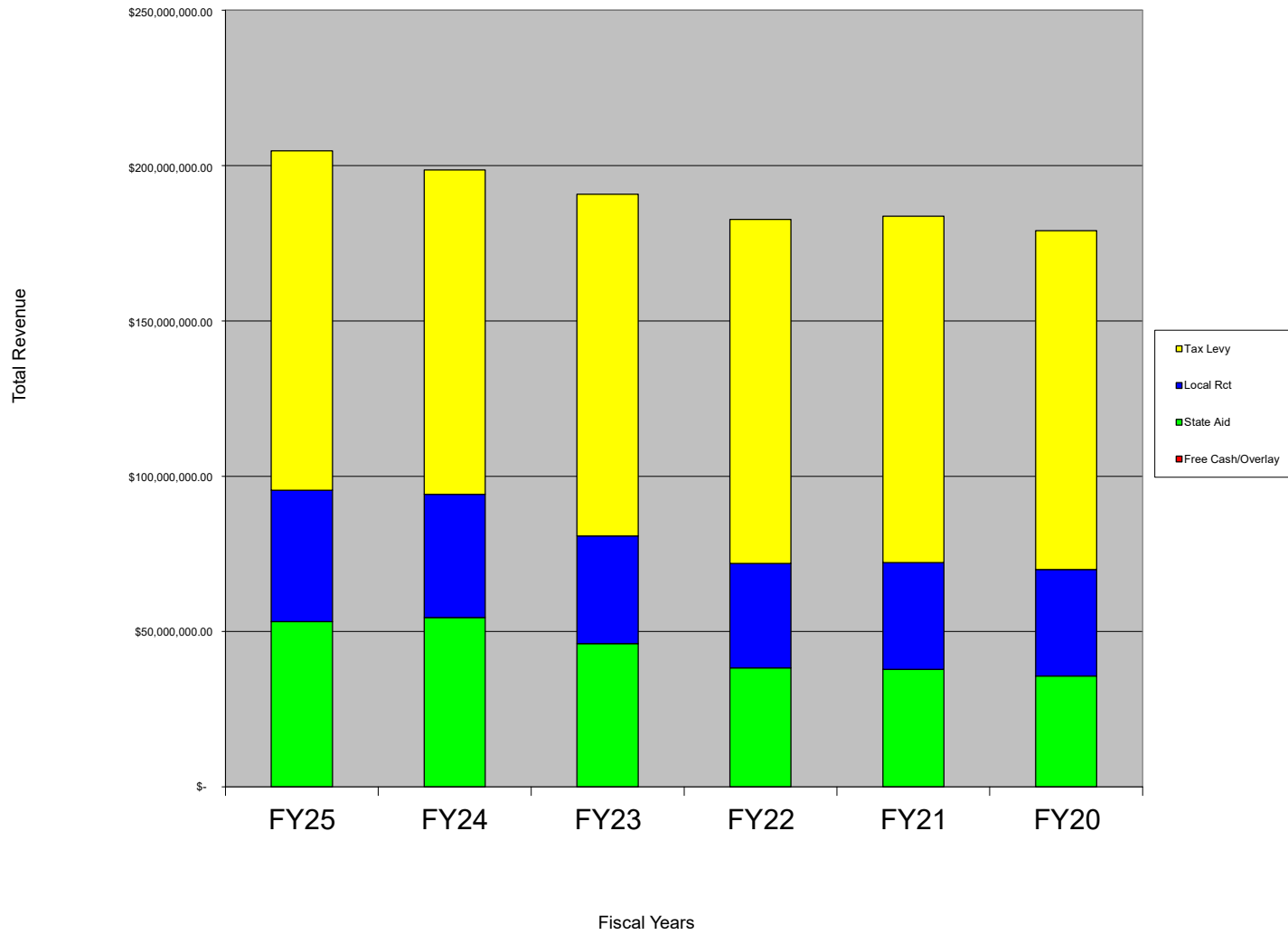
	Amount of Increase	Percentage Increase	Page#
Electricity-Public Facilities	\$ 445,214	22.0%	40
Retirement-City	\$ 446,866	5.7%	45
Workers Compensation-City	\$ 262,600	N/A	47
Health/Life Insurance-City	\$ 463,312	7.0%	51
Reserve for Salaries	\$ 900,000	300.0%	53
School Operating Budget	\$ 3,779,794	5.3%	65
Electricity-School Facilities	\$ 395,267	27.4%	67
Health/Life Insurance-School	\$ 709,455	7.0%	69
Retirement-School	\$ 115,703	5.3%	69
Workers Compensation-School	\$ 166,650	N/A	71
Assabet Regional Vocational HS	\$ 990,920	15.2%	77
Rubbish Collection	\$ 135,000	5.0%	94
2016 Retirement of Debt-City	\$ (425,000)	-25.8%	114
Loan Origination Fee-Sewer	\$ (160,000)	-100.0%	127
Water MWRA	\$ 278,000	3.9%	157
<b>Total</b>	<b>\$ 8,503,781</b>		



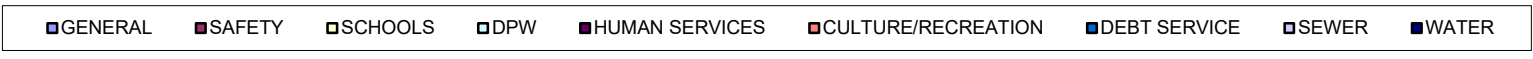
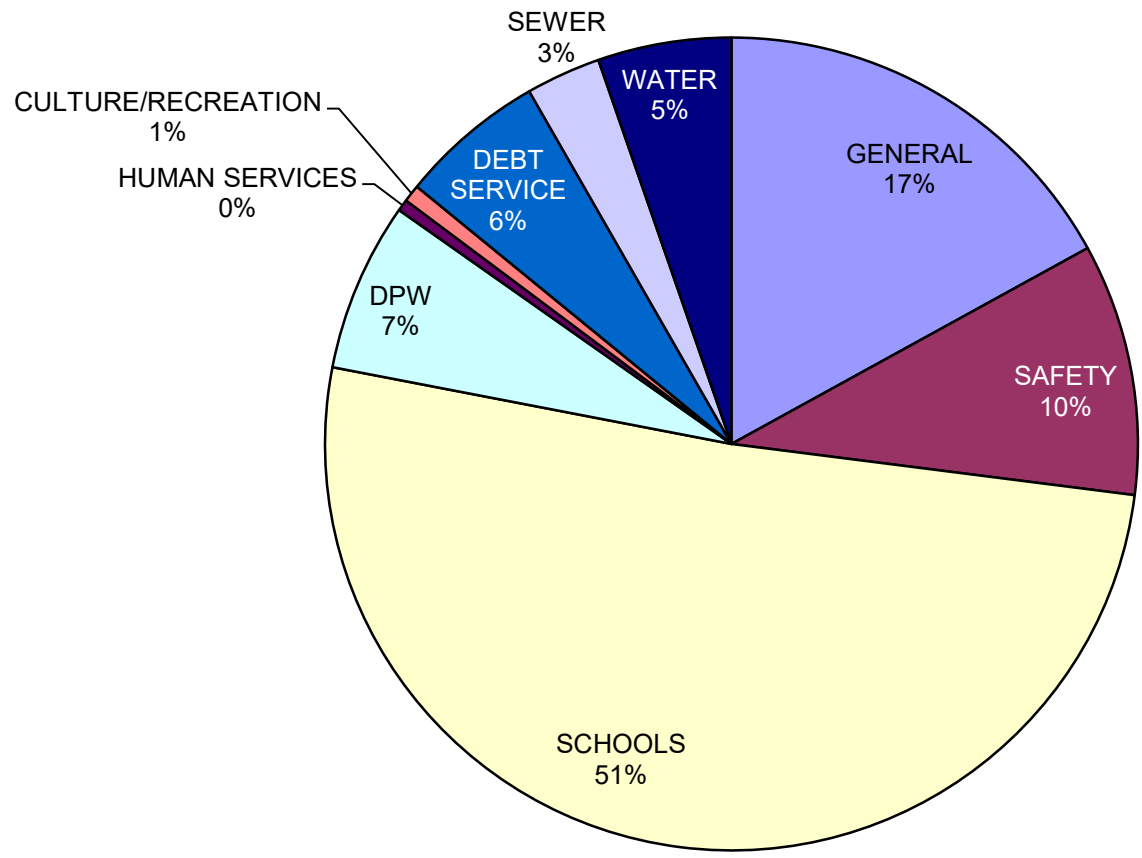
# Employment

	<u>Department</u>	<u>Position</u>	<u>New/Eliminated</u>	<u>Page#</u>
<b>CITY:</b>	Mayor	Comms Director	1.0	<a href="#">16</a>
	Comptroller	Treasury/Payroll Mgr	-1.0	<a href="#">18</a>
	Facilities/City	Asst Commissioner	-0.5	<a href="#">41</a>
	Facilities/School	Asst Commissioner	-0.5	<a href="#">68</a>
	DPW Admin	Capital Manager	1.0	<a href="#">80</a>
	DPW Engineer	Asst City Engineer	-1.0	<a href="#">82</a>
	BOH	Substance Use Coordinatr	-1.0	<a href="#">100</a>
	COA	Outreach Worker *	1.0	<a href="#">104</a> * Moved back to operating budget from EOE Grant
	<b>Total Changes</b>		<b><u>-1.0</u></b>	

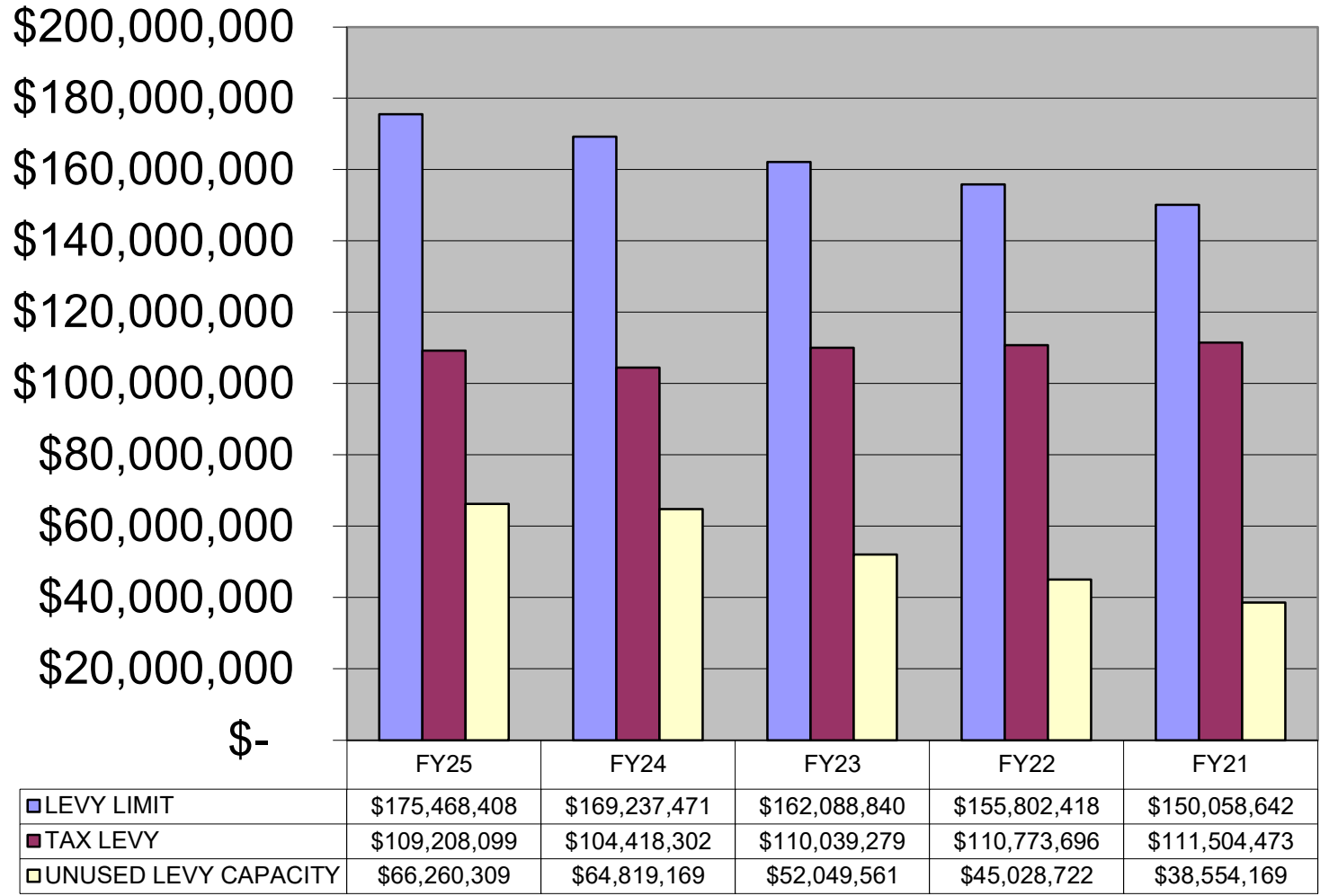
Revenue FY25



### PERCENT OF BUDGET BY CATEGORY FY 2025



# TAX LEVY & LEVY LIMITS FY 2025



# **DEPARTMENTAL TOTALS**

CITY OF MARLBOROUGH  
NEXT YEAR / CURRENT YEAR BUDGET ANALYSIS  
2025 City of Marlborough Budget

ACCOUNTS FOR: <u>100 GENERAL FUND</u>	FY23 <u>Actual</u>	FY23 <u>ADOPTED</u>	FY24 <u>BUDGET</u>	FY25 <u>BUDGET</u>	INCREASE <u>(DECREASE)</u>	PCT CHANGE
1110 CITY COUNCIL	217,928	235,017	239,745	222,240	(17,505.00)	-7.30%
1210 MAYOR'S OFFICE	331,310	343,828	347,402	403,102	55,700.00	16.03%
1330 COMPTROLLER	386,230	561,075	600,273	483,075	(117,198.00)	-19.52%
1350 CITY AUDITOR	331,364	333,295	343,997	366,462	22,465.00	6.53%
1410 ASSESSORS' DEPART	342,283	429,658	525,728	417,860	(107,868.00)	-20.52%
1440 CITY COLLECTOR	216,866	199,919	211,887	212,418	531.00	0.25%
1490 TAX TITLE & FOREC	185,203	34,000	150,000	150,000	-	0.00%
1510 LAW DEPARTMENT	427,123	420,079	428,214	431,406	3,192.00	0.75%
1520 HUMAN RESOURCES	277,358	302,727	344,794	336,427	(8,367.00)	-2.43%
1550 INFORMATION TECHN	1,450,875	1,353,474	1,494,888	1,700,457	205,569.00	13.75%
1610 CITY CLERK	245,687	257,645	258,073	275,298	17,225.00	6.67%
1620 ELECTION/REGISTRA	83,212	126,435	131,570	149,265	17,695.00	13.45%
1650 LICENSE COMMISSIO	8,618	9,230	9,230	9,230	-	0.00%
1920 PROPERTY & BUILDI	3,154,869	3,158,650	3,627,670	4,064,064	436,394.00	12.03%

1930 OTHER INSURANCE	488,515	506,825	539,262	566,225	26,963.00	5.00%
1940 RETIREMENT & PENS	7,594,659	7,609,610	7,864,520	8,311,386	446,866.00	5.68%
1960 WORKERS' COMPENSA	-	-	-	262,600	262,600.00	N/A
1970 UNEMPLOYMENT COMP	61,696	40,000	50,000	50,000	-	0.00%
1980 HEALTH/LIFE INSUR	4,946,662	7,341,987	7,487,662	7,994,418	506,756.00	6.77%
1990 OTHER GENERAL GOV	1,807,175	950,000	800,000	1,750,000	950,000.00	118.75%
2100 POLICE DEPARTMENT	8,720,490	9,055,617	9,108,253	9,102,168	(6,085.00)	-0.07%
2200 FIRE DEPARTMENT	9,494,696	8,927,389	9,588,909	9,510,920	(77,989.00)	-0.81%
2410 INSPECTIONAL SERV	892,501	1,071,306	1,093,985	1,059,787	(34,198.00)	-3.13%
3000 SCHOOL DEPARTMENT	65,082,450	69,479,713	71,996,080	75,775,874	3,779,794.00	5.25%
3032 MAINTENANCE SCHOOL	3,120,850	3,076,200	3,270,980	3,623,867	352,887.00	10.79%
3100 SCHOOL SUPPORT	11,293,336	13,150,477	13,399,088	14,272,083	872,995.00	6.52%
3102 CITY/SCHOOL SUPPORT	413,175	413,175	421,579	609,882	188,303.00	44.67%
3800 RETIREMENT DEBT/S	1,423,600	1,423,600	1,424,900	1,425,200	300.00	0.02%
3850 LONG TERM DEBT IN	810,905	810,905	741,521	672,076	(69,445.00)	-9.37%
3900 ASSABET REG VOC H	5,856,576	5,699,773	6,541,742	7,532,662	990,920.00	15.15%
4000 DEPARTMENT OF PUB	12,614,913	11,372,365	12,569,850	12,904,550	334,700.00	2.66%

4920 RECREATION DEPART	266,099	311,771	330,871	326,444	(4,427.00)	-1.34%
5120 HEALTH AND LICENS	406,122	423,527	498,696	423,066	(75,630.00)	-15.17%
5270 HUMAN SERVICES	40,230	41,106	110,000	110,000	-	0.00%
5410 COUNCIL ON AGING	105,231	105,707	107,808	160,855	53,047.00	49.21%
5430 VETERANS' SERVICE	192,214	231,690	234,724	231,188	(3,536.00)	-1.51%
6100 LIBRARY	918,689	1,071,889	1,219,363	1,263,587	44,224.00	3.63%
6920 CELEBRATIONS	38,498	38,500	38,500	38,500	-	0.00%
6990 FT MEADOW	16,495	24,600	32,200	32,200	-	0.00%
7110 RETIREMENT OF DEB	4,902,877	4,945,276	4,744,000	4,258,800	(485,200.00)	-10.23%
7510 LONG-TERM DEBT IN	1,876,120	1,876,145	1,669,071	1,453,821	(215,250.00)	-12.90%
9300 CAPITAL OUTLAY	<u>6,304,772</u>	<u>-</u>	<u>-</u>	<u>-</u>	<u>-</u>	<u>N/A</u>
<u>TOTAL</u> 100 GENERAL FUND	157,348,471	157,764,185	164,597,035	172,943,463	8,346,428	5.07%
<u>600 SEWER ENTERPRISE</u>						
1940 RETIREMENT & PENS	29,659	29,659	30,742	43,470	12,728.00	41.40%
1960 WORKERS' COMPENSA	-	-	-	40,400	40,400.00	N/A
1980 HEALTH/LIFE INSUR	450,842	450,842	459,859	492,049	32,190.00	7.00%
1990 OTHER GENERAL GOV	25,000	185,000	185,000	26,000	(159,000.00)	-85.95%



7110 RETIREMENT OF DEB	3,524,447	3,524,455	3,266,808	3,294,434	27,626.00	0.85%
7510 LONG-TERM DEBT IN	801,300	801,305	733,180	679,173	(54,007.00)	-7.37%
8000 SEWER SERVICE FUN	680,220	555,085	592,600	2,502,100	1,909,500.00	322.22%
8100 EAST WASTE WATER	1,631,693	1,578,165	1,683,030	1,799,430	116,400.00	6.92%
8500 WEST WASTE WATER	1,286,522	1,262,415	1,429,115	1,565,415	136,300.00	9.54%
8600 SLUDGE REMOVAL	<u>1,352,697</u>	<u>1,888,000</u>	<u>1,888,000</u>	<u>-</u>	(1,888,000.00)	-100.00%
<u>TOTAL</u> 600 SEWER ENTERPRISE	<u>9,782,380</u>	<u>10,274,926</u>	<u>10,268,334</u>	<u>10,442,471</u>	<u>174,137.00</u>	<u>1.70%</u>
<u>610 WATER ENTERPRISE</u>						
1940 RETIREMENT & PENS	447,675	447,675	464,026	467,260	3,234.00	0.70%
1960 WORKERS' COMPENSA	-	-	-	35,350	35,350.00	N/A
1980 HEALTH/LIFE INSUR	381,956	381,956	389,595	416,866	27,271.00	7.00%
1990 OTHER GENERAL GOV	117,757	200,000	200,000	126,000	(74,000.00)	-37.00%
7110 RETIREMENT OF DEB	1,649,223	1,649,223	1,449,233	1,449,048	(185.00)	-0.01%
7510 LONG-TERM DEBT IN	352,289	352,290	311,696	272,618	(39,078.00)	-12.54%
9000 WATER SERVICE FUN	<u>9,318,680</u>	<u>9,432,844</u>	<u>10,131,005</u>	<u>10,440,305</u>	<u>309,300.00</u>	<u>3.05%</u>
<u>TOTAL</u> 610 WATER ENTERPRISE	<u>12,267,579</u>	<u>12,463,988</u>	<u>12,945,555</u>	<u>13,207,447</u>	<u>261,892.00</u>	<u>2.02%</u>
GRAND TOTAL	<u><u>179,398,430</u></u>	<u><u>180,503,099</u></u>	<u><u>187,810,924</u></u>	<u><u>196,593,381</u></u>	<u><u>8,782,457</u></u>	<u><u>4.68%</u></u>

# **DEPARTMENTAL BUDGETS**

<u>DEPT#</u>	<u>DEPARTMENT NAME</u>	FY23 <u>ACTUAL</u>	FY23 <u>BUDGET</u>	FY24 <u>BUDGET</u>	FY25 <u>BUDGET</u>	INCREASE (DECREASE)	PERCENTAGE CHANGE
	City Council Salaries	217,740.35	233,517.00	238,245.00	220,740.00	(17,505.00)	-7.35%
	City Council Other	<u>188.14</u>	<u>1,500.00</u>	<u>1,500.00</u>	<u>1,500.00</u>	-	0.00%
1110	City Council	<u><u>217,928.49</u></u>	<u><u>235,017.00</u></u>	<u><u>239,745.00</u></u>	<u><u>222,240.00</u></u>	(17,505.00)	-7.30%

			FY23 <u>ACTUAL</u>	FY23 <u>BUDGET</u>	FY24 <u>BUDGET</u>	FY25 <u>BUDGET</u>	INCREASE (DECREASE)	PERCENTAGE CHANGE
1110	CITY COUNCIL							
11110001	50050	CITY CLERK	2,044.56	2,090.00	2,045.00	2,045.00	-	0.00%
11110002	50350	CITY COUNCIL SECT/RESEARCH AST	76,946.23	76,946.00	78,486.00	78,486.00	-	0.00%
11110002	50401	PART TIME ADMIN ASST	11,095.46	26,827.00	27,505.00	10,000.00	(17,505.00)	-63.64%
11110003	50070	CITY COUNCILORS	120,847.32	120,848.00	123,265.00	123,265.00	-	0.00%
11110003	51430	LONGEVITY	3,847.31	3,847.00	3,925.00	3,925.00	-	0.00%
11110003	51920	SICK LEAVE BUY BACK	<u>2,959.47</u>	<u>2,959.00</u>	<u>3,019.00</u>	<u>3,019.00</u>	-	0.00%
		City Council Salaries	<u>217,740.35</u>	<u>233,517.00</u>	<u>238,245.00</u>	<u>220,740.00</u>	(17,505.00)	-7.35%
11110005	54220	OFFICE SUPPLY/EXPENSES	<u>188.14</u>	<u>1,500.00</u>	<u>1,500.00</u>	<u>1,500.00</u>	-	0.00%
		City Council Other	<u>188.14</u>	<u>1,500.00</u>	<u>1,500.00</u>	<u>1,500.00</u>	-	0.00%
TOTAL	CITY COUNCIL		<u>217,928.49</u>	<u>235,017.00</u>	<u>239,745.00</u>	<u>222,240.00</u>	(17,505.00)	-7.30%

<u>DEPT#</u>	<u>DEPARTMENT NAME</u>	FY23 <u>ACTUAL</u>	FY23 <u>BUDGET</u>	FY24 <u>BUDGET</u>	FY25 <u>BUDGET</u>	INCREASE <u>(DECREASE)</u>	PERCENTAGE <u>CHANGE</u>
	Mayor's Salaries	291,758.76	302,330.00	307,152.00	382,152.00	75,000.00	24.42%
	Mayor's Other	<u>39,550.93</u>	<u>41,498.00</u>	<u>40,250.00</u>	<u>20,950.00</u>	(19,300.00)	-47.95%
1210	MAYOR'S OFFICE	<u><u>331,309.69</u></u>	<u><u>343,828.00</u></u>	<u><u>347,402.00</u></u>	<u><u>403,102.00</u></u>	55,700.00	16.03%

			FY23 <u>ACTUAL</u>	FY23 <u>BUDGET</u>	FY24 <u>BUDGET</u>	FY25 <u>BUDGET</u>	INCREASE (DECREASE)	PERCENTAGE CHANGE
1210	MAYOR'S OFFICE							
11210001	50010	MAYOR	109,861.44	109,865.00	112,059.00	112,059.00	-	0.00%
11210001	50321	CHIEF OF STAFF	72,164.57	72,165.00	73,608.00	73,608.00	-	0.00%
11210002	50590	EXECUTIVE ADMIN	67,872.84	59,405.00	60,590.00	60,590.00	-	0.00%
11210002	50592	COMMS DIRECTOR	-	-	-	73,000.00	73,000.00	N/A
11210003	51250	SUMMER EMPLOYMENT INITIATIVE	39,024.91	58,000.00	58,000.00	60,000.00	2,000.00	3.45%
11210004	50565	PARKING CLERK	<u>2,835.00</u>	<u>2,895.00</u>	<u>2,895.00</u>	<u>2,895.00</u>	-	0.00%
		Mayor's Salaries	<u>291,758.76</u>	<u>302,330.00</u>	<u>307,152.00</u>	<u>382,152.00</u>	75,000.00	24.42%
11210004	53080	AUDIT SERVICES	18,000.00	18,000.00	18,500.00	-	(18,500.00)	-100.00%
11210005	54230	MAYORS' EXPENSES	11,535.10	10,000.00	8,900.00	10,000.00	1,100.00	12.36%
11210006	53041	SUBSTANCE ABUSE AWARENESS	1,517.83	5,000.00	-	-	-	N/A
11210006	57340	DUES & SUBSCRIPTIONS	8,498.00	8,498.00	10,950.00	10,950.00	-	0.00%
11210006	57840	INAUGURAL EXPENSE	<u>-</u>	<u>-</u>	<u>1,900.00</u>	<u>-</u>	<u>(1,900.00)</u>	<u>N/A</u>
		Mayor's Other	<u>39,550.93</u>	<u>41,498.00</u>	<u>40,250.00</u>	<u>20,950.00</u>	<u>(19,300.00)</u>	<u>-47.95%</u>
TOTAL	MAYOR'S OFFICE		<u>331,309.69</u>	<u>343,828.00</u>	<u>347,402.00</u>	<u>403,102.00</u>	55,700.00	16.03%

<u>DEPT#</u>	<u>DEPARTMENT NAME</u>	FY23 <u>ACTUAL</u>	FY23 <u>BUDGET</u>	FY24 <u>BUDGET</u>	FY25 <u>BUDGET</u>	INCREASE <u>(DECREASE)</u>	PERCENTAGE <u>CHANGE</u>
	Comp Salaries	298,274.19	315,575.00	343,773.00	297,575.00	(46,198.00)	-13.44%
	Comp Other	<u>87,955.48</u>	<u>245,500.00</u>	<u>256,500.00</u>	<u>185,500.00</u>	(71,000.00)	-27.68%
1330	COMPROLLER	<u><u>386,229.67</u></u>	<u><u>561,075.00</u></u>	<u><u>600,273.00</u></u>	<u><u>483,075.00</u></u>	(117,198.00)	-19.52%

			FY23 <u>ACTUAL</u>	FY23 <u>BUDGET</u>	FY24 <u>BUDGET</u>	FY25 <u>BUDGET</u>	INCREASE <u>(DECREASE)</u>	PERCENTAGE <u>CHANGE</u>
1330	COMPTROLLER							
11330001	50015	COMPTROLLER/TREASURER	110,865.17	110,857.00	115,336.00	144,845.00	29,509.00	25.59%
11330001	50040	TREASURY/PAYROLL MANAGER	25,096.19	-	75,707.00	-	(75,707.00)	N/A
11330002	50062	FINANCE ASSISTANT	139,600.21	139,601.00	142,393.00	142,393.00	-	0.00%
11330002	50520	PRINC CLERK	12,553.37	54,957.00	-	-	-	N/A
11330003	51430	LONGEVITY	4,790.01	4,790.00	4,860.00	4,860.00	-	0.00%
11330003	51920	SICK LEAVE BUY BACK	<u>5,369.24</u>	<u>5,370.00</u>	<u>5,477.00</u>	<u>5,477.00</u>	-	0.00%
		Comp Salaries	<u>298,274.19</u>	<u>315,575.00</u>	<u>343,773.00</u>	<u>297,575.00</u>	(46,198.00)	-13.44%
11330005	54220	OFFICE SUPPLY/EXPENSES	9,199.53	15,500.00	15,500.00	15,500.00	-	0.00%
11330006	53052	ACTUARIAL STUDY	-	-	11,000.00	-	(11,000.00)	-100.00%
11330006	53460	POSTAGE	74,330.95	115,000.00	115,000.00	85,000.00	(30,000.00)	-26.09%
11330006	57430	BOND ON EMPLOYEES	1,925.00	2,500.00	2,500.00	2,500.00	-	0.00%
11330006	57850	BOND ISSUE EXPENSE	<u>2,500.00</u>	<u>112,500.00</u>	<u>112,500.00</u>	<u>82,500.00</u>	(30,000.00)	-26.67%
		Comp Other	<u>87,955.48</u>	<u>245,500.00</u>	<u>256,500.00</u>	<u>185,500.00</u>	(71,000.00)	-27.68%
TOTAL	COMPTROLLER		<u>386,229.67</u>	<u>561,075.00</u>	<u>600,273.00</u>	<u>483,075.00</u>	(117,198.00)	-19.52%



<u>DEPT#</u>	<u>DEPARTMENT NAME</u>	FY23 <u>ACTUAL</u>	FY23 <u>BUDGET</u>	FY24 <u>BUDGET</u>	FY25 <u>BUDGET</u>	INCREASE <u>(DECREASE)</u>	PERCENTAGE <u>CHANGE</u>
	Auditor Salaries	330,291.88	331,995.00	342,697.00	345,162.00	2,465.00	0.72%
	Auditor Other	<u>1,072.37</u>	<u>1,300.00</u>	<u>1,300.00</u>	<u>21,300.00</u>	20,000.00	1538.46%
1350	CITY AUDITOR	<u><u>331,364.25</u></u>	<u><u>333,295.00</u></u>	<u><u>343,997.00</u></u>	<u><u>366,462.00</u></u>	22,465.00	6.53%

			FY23 <u>ACTUAL</u>	FY23 <u>BUDGET</u>	FY24 <u>BUDGET</u>	FY25 <u>BUDGET</u>	INCREASE (DECREASE)	PERCENTAGE CHANGE
1350	CITY AUDITOR							
11350001	50020	AUDITOR	118,472.72	118,475.00	120,843.00	120,843.00	-	0.00%
11350001	50174	PROCUREMENT OFFICER	90,455.49	89,935.00	93,553.00	95,417.00	1,864.00	1.99%
11350002	50062	FINANCE ASSISTANT	66,558.84	66,560.00	70,596.00	71,197.00	601.00	0.85%
11350002	50062	PRINCIPAL CLERK	54,536.68	56,575.00	57,705.00	57,705.00	-	0.00%
11350003	51430	LONGEVITY	<u>268.15</u>	<u>450.00</u>	<u>-</u>	<u>-</u>	-	N/A
			<u>330,291.88</u>	<u>331,995.00</u>	<u>342,697.00</u>	<u>345,162.00</u>	2,465.00	0.72%
11350004	53080	AUDIT SERVICES	-	-	-	20,000.00	20,000.00	N/A
11350005	54220	OFFICE SUPPLY/EXPENSES	<u>1,072.37</u>	<u>1,300.00</u>	<u>1,300.00</u>	<u>1,300.00</u>	-	0.00%
			<u>1,072.37</u>	<u>1,300.00</u>	<u>1,300.00</u>	<u>21,300.00</u>	<u>20,000.00</u>	1538.46%
TOTAL	CITY AUDITOR		<u>331,364.25</u>	<u>333,295.00</u>	<u>343,997.00</u>	<u>366,462.00</u>	22,465.00	6.53%

<u>DEPT#</u>	<u>DEPARTMENT NAME</u>	FY23 <u>ACTUAL</u>	FY23 <u>BUDGET</u>	FY24 <u>BUDGET</u>	FY25 <u>BUDGET</u>	INCREASE (DECREASE)	PERCENTAGE CHANGE
	Assessor Salaries	261,330.97	291,958.00	306,728.00	316,260.00	9,532.00	3.11%
	Assessor Other	<u>80,952.06</u>	<u>137,700.00</u>	<u>219,000.00</u>	<u>101,600.00</u>	(117,400.00)	-53.61%
1410	ASSESSORS' DEPARTMENT	<u><u>342,283.03</u></u>	<u><u>429,658.00</u></u>	<u><u>525,728.00</u></u>	<u><u>417,860.00</u></u>	(107,868.00)	-20.52%

		FY23 <u>ACTUAL</u>	FY23 <u>BUDGET</u>	FY24 <u>BUDGET</u>	FY25 <u>BUDGET</u>	INCREASE (DECREASE)	PERCENTAGE CHANGE
1410	ASSESSORS' DEPARTMENT						
11410001	50160 PRINCIPAL ASSESSOR	104,232.49	105,258.00	108,435.00	110,587.00	2,152.00	1.98%
11410001	50171 SENIOR ASSESSOR	61,841.24	74,000.00	82,590.00	85,867.00	3,277.00	3.97%
11410001	51107 BOARD OF ASSESSORS	6,000.00	6,000.00	6,000.00	6,000.00	-	0.00%
11410002	50550 HEAD CLERK	58,227.27	57,700.00	62,691.00	64,929.00	2,238.00	3.57%
11410002	50770 SENIOR CLERK	<u>31,029.97</u>	<u>49,000.00</u>	<u>47,012.00</u>	<u>48,877.00</u>	1,865.00	3.97%
	Assessor Salaries	<u>261,330.97</u>	<u>291,958.00</u>	<u>306,728.00</u>	<u>316,260.00</u>	9,532.00	3.11%
11410004	53180 PROF & TECH SERVICES	63,771.84	85,000.00	91,000.00	44,600.00	(46,400.00)	-50.99%
11410004	57038 PERS PROP VALUATION SERVICES	6,000.00	35,700.00	110,000.00	39,000.00	(71,000.00)	-64.55%
11410005	54220 OFFICE SUPPLY/EXPENSES	2,621.56	2,000.00	3,000.00	3,000.00	-	0.00%
11410006	53114 LEGAL/APPEAL/TAX CASE	<u>8,558.66</u>	<u>15,000.00</u>	<u>15,000.00</u>	<u>15,000.00</u>	-	0.00%
	Assessor Other	<u>80,952.06</u>	<u>137,700.00</u>	<u>219,000.00</u>	<u>101,600.00</u>	(117,400.00)	-53.61%
TOTAL	ASSESSORS' DEPARTMENT	<u>342,283.03</u>	<u>429,658.00</u>	<u>525,728.00</u>	<u>417,860.00</u>	(107,868.00)	-20.52%

<u>DEPT#</u>	<u>DEPARTMENT NAME</u>	FY23 <u>ACTUAL</u>	FY23 <u>BUDGET</u>	FY24 <u>BUDGET</u>	FY25 <u>BUDGET</u>	INCREASE <u>(DECREASE)</u>	PERCENTAGE <u>CHANGE</u>
	Collector Salaries	177,915.12	177,919.00	186,887.00	184,418.00	(2,469.00)	-1.32%
	Collector Other	<u>38,950.72</u>	<u>22,000.00</u>	<u>25,000.00</u>	<u>28,000.00</u>	3,000.00	12.00%
1440	CITY COLLECTOR	<u><u>216,865.84</u></u>	<u><u>199,919.00</u></u>	<u><u>211,887.00</u></u>	<u><u>212,418.00</u></u>	531.00	0.25%

			FY23 <u>ACTUAL</u>	FY23 <u>BUDGET</u>	FY24 <u>BUDGET</u>	FY25 <u>BUDGET5</u>	INCREASE <u>(DECREASE)</u>	PERCENTAGE <u>CHANGE</u>
1440	CITY COLLECTOR							
11440001	50042	CITY COLLECTOR	84,932.77	84,934.00	88,358.00	88,358.00	-	0.00%
11440002	50770	SENIOR CLERK	<u>92,982.35</u>	<u>92,985.00</u>	<u>98,529.00</u>	<u>96,060.00</u>	(2,469.00)	-2.51%
		Collector Salaries	<u>177,915.12</u>	<u>177,919.00</u>	<u>186,887.00</u>	<u>184,418.00</u>	(2,469.00)	-1.32%
11440004	53999	OTHER SERVICES	<u>38,950.72</u>	22,000.00	25,000.00	28,000.00	3,000.00	12.00%
		Collector Other	<u>38,950.72</u>	<u>22,000.00</u>	<u>25,000.00</u>	<u>28,000.00</u>	3,000.00	12.00%
TOTAL	CITY COLLECTOR		<u>216,865.84</u>	<u>199,919.00</u>	<u>211,887.00</u>	<u>212,418.00</u>	531.00	0.25%

<u>DEPT#</u>	<u>DEPARTMENT NAME</u>	FY23 <u>ACTUAL</u>	FY23 <u>BUDGET</u>	FY24 <u>BUDGET</u>	FY25 <u>BUDGET</u>	INCREASE <u>(DECREASE)</u>	PERCENTAGE <u>CHANGE</u>
	Tax Title Other	<u>185,202.90</u>	<u>34,000.00</u>	<u>150,000.00</u>	<u>150,000.00</u>	-	0.00%
1490	TAX TITLE & FORECLOSUR	<u>185,202.90</u>	<u>34,000.00</u>	<u>150,000.00</u>	<u>150,000.00</u>	-	0.00%

		FY23 <u>ACTUAL</u>	FY23 <u>BUDGET</u>	FY24 <u>BUDGET</u>	FY25 <u>BUDGET</u>	INCREASE (DECREASE)	PERCENTAGE CHANGE
1490	TAX TITLE & FORECLOSURE						
11490006	53999 OTHER SERVICES	<u>185,202.90</u>	<u>34,000.00</u>	<u>150,000.00</u>	<u>150,000.00</u>	-	0.00%
TOTAL	TAX TITLE & FORECLOSUR	<u><u>185,202.90</u></u>	<u><u>34,000.00</u></u>	<u><u>150,000.00</u></u>	<u><u>150,000.00</u></u>	-	0.00%



<u>DEPT#</u>	<u>DEPARTMENT NAME</u>	FY23 <u>ACTUAL</u>	FY23 <u>BUDGET</u>	FY24 <u>BUDGET</u>	FY25 <u>BUDGET</u>	INCREASE <u>(DECREASE)</u>	PERCENTAGE <u>CHANGE</u>
	Law Salaries	278,378.65	287,079.00	295,214.00	298,406.00	3,192.00	1.08%
	Law Other	<u>148,744.70</u>	<u>133,000.00</u>	<u>133,000.00</u>	<u>133,000.00</u>	-	0.00%
1510	LAW DEPARTMENT	<u><u>427,123.35</u></u>	<u><u>420,079.00</u></u>	<u><u>428,214.00</u></u>	<u><u>431,406.00</u></u>	3,192.00	0.75%

			FY23 <u>ACTUAL</u>	FY23 <u>BUDGET</u>	FY24 <u>BUDGET</u>	FY25 <u>BUDGET</u>	INCREASE (DECREASE)	PERCENTAGE CHANGE
1510	LAW DEPARTMENT							
11510001	50030	CITY SOLICITOR	131,742.02	131,744.00	134,377.00	134,377.00	-	0.00%
11510001	50172	ASSISTANT CITY SOLICITOR	100,941.41	100,955.00	105,288.00	107,377.00	2,089.00	1.98%
11510001	50175	PARALEGAL	<u>45,695.22</u>	<u>54,380.00</u>	<u>55,549.00</u>	<u>56,652.00</u>	1,103.00	1.99%
		Law Salaries	<u>278,378.65</u>	<u>287,079.00</u>	<u>295,214.00</u>	<u>298,406.00</u>	3,192.00	1.08%
11510004	53110	LEGAL SERVICES	141,777.16	100,000.00	100,000.00	100,000.00	-	0.00%
11510005	54220	OFFICE SUPPLY/EXPENSES	5,852.33	13,000.00	13,000.00	13,000.00	-	0.00%
11510006	57600	CLAIMS & JUDGMENTS	<u>1,115.21</u>	<u>20,000.00</u>	<u>20,000.00</u>	<u>20,000.00</u>	-	0.00%
		Law Other	<u>148,744.70</u>	<u>133,000.00</u>	<u>133,000.00</u>	<u>133,000.00</u>	-	0.00%
TOTAL	LAW DEPARTMENT		<u>427,123.35</u>	<u>420,079.00</u>	<u>428,214.00</u>	<u>431,406.00</u>	3,192.00	0.75%

<u>DEPT#</u>	<u>DEPARTMENT NAME</u>	FY23 <u>ACTUAL</u>	FY23 <u>BUDGET</u>	FY24 <u>BUDGET</u>	FY25 <u>BUDGET</u>	INCREASE <u>(DECREASE)</u>	PERCENTAGE <u>CHANGE</u>
	Human Resources Salaries	216,503.62	212,727.00	216,294.00	219,427.00	3,133.00	1.45%
	Human Resources Other	<u>60,854.53</u>	<u>90,000.00</u>	<u>128,500.00</u>	<u>117,000.00</u>	(11,500.00)	-8.95%
1520	HUMAN RESOURCES	<u><u>277,358.15</u></u>	<u><u>302,727.00</u></u>	<u><u>344,794.00</u></u>	<u><u>336,427.00</u></u>	(8,367.00)	-2.43%

			FY23 <u>ACTUAL</u>	FY23 <u>BUDGET</u>	FY24 <u>BUDGET</u>	FY25 <u>BUDGET</u>	INCREASE (DECREASE)	PERCENTAGE CHANGE
1520	HUMAN RESOURCES							
11520001	50530	HUMAN RESOURCES DIRECTOR	110,206.06	102,938.00	103,417.00	105,469.00	2,052.00	1.98%
11520001	50532	HR ASSISTANT	64,383.09	64,385.00	65,671.00	65,671.00	-	0.00%
11520002	50775	ADMINISTRATIVE ASSISTANT	<u>41,914.47</u>	<u>45,404.00</u>	<u>47,206.00</u>	<u>48,287.00</u>	1,081.00	2.29%
		Human Resources Salaries	<u>216,503.62</u>	<u>212,727.00</u>	<u>216,294.00</u>	<u>219,427.00</u>	3,133.00	1.45%
11520004	53010	MEDICAL EXAMS	23,644.00	15,000.00	23,500.00	25,000.00	1,500.00	6.38%
11520004	53140	CONTRACT SERVICES	18,938.43	25,000.00	55,000.00	55,000.00	-	0.00%
11520005	54220	OFFICE SUPPLY/EXPENSES	3,200.68	10,000.00	10,000.00	7,000.00	(3,000.00)	-30.00%
11520006	57380	CONFERENCE & TRAINING	<u>15,071.42</u>	<u>40,000.00</u>	<u>40,000.00</u>	<u>30,000.00</u>	(10,000.00)	-25.00%
		Human Resources Other	<u>60,854.53</u>	<u>90,000.00</u>	<u>128,500.00</u>	<u>117,000.00</u>	(11,500.00)	-8.95%
TOTAL	HUMAN RESOURCES		<u>277,358.15</u>	<u>302,727.00</u>	<u>344,794.00</u>	<u>336,427.00</u>	(8,367.00)	-2.43%

<u>DEPT#</u>	<u>DEPARTMENT NAME</u>	FY23 <u>ACTUAL</u>	FY23 <u>BUDGET</u>	FY24 <u>BUDGET</u>	FY25 <u>BUDGET</u>	INCREASE <u>(DECREASE)</u>	PERCENTAGE <u>CHANGE</u>
	Information Tech Salaries	333,842.99	366,699.00	378,278.00	380,740.00	2,462.00	0.65%
	Information Other	<u>1,117,031.68</u>	<u>986,775.00</u>	<u>1,116,610.00</u>	<u>1,319,717.00</u>	203,107.00	18.19%
1550	INFORMATION TECHNOLOGY	<u><u>1,450,874.67</u></u>	<u><u>1,353,474.00</u></u>	<u><u>1,494,888.00</u></u>	<u><u>1,700,457.00</u></u>	205,569.00	13.75%

			FY23 <u>ACTUAL</u>	FY23 <u>BUDGET</u>	FY24 <u>BUDGET</u>	FY25 <u>BUDGET</u>	INCREASE (DECREASE)	PERCENTAGE CHANGE
11550001	50014	DIRECTOR INFORMATION SERVICES	62,676.37	62,677.00	63,930.00	63,930.00	-	0.00%
11550001	50210	SENIOR SYSTEM ANALYST	75,724.52	75,726.00	77,239.00	77,239.00	-	0.00%
11550001	50213	NETWORK ENGINEER	95,774.35	95,776.00	99,187.00	99,187.00	-	0.00%
11550001	50385	TELECOMM MANAGER	73,250.56	73,255.00	74,716.00	74,716.00	-	0.00%
11550002	50520	PRINCIPAL CLERK	17,409.17	50,000.00	53,767.00	56,229.00	2,462.00	4.58%
11550003	51300	OVERTIME	1,743.21	2,000.00	2,060.00	2,060.00	-	0.00%
11550003	51430	LONGEVITY	1,535.00	1,535.00	1,535.00	1,535.00	-	0.00%
11550003	51920	SICK LEAVE BUY BACK	<u>5,729.81</u>	<u>5,730.00</u>	<u>5,844.00</u>	<u>5,844.00</u>	-	0.00%
			<u>333,842.99</u>	<u>366,699.00</u>	<u>378,278.00</u>	<u>380,740.00</u>	2,462.00	0.65%
11550004	52541	MAINT/COMPUTER SOFTWARE	487,867.72	454,165.00	497,800.00	532,407.00	34,607.00	6.95%
11550004	52544	CONTRACT COPIERS	58,327.50	72,000.00	82,000.00	90,000.00	8,000.00	9.76%
11550004	53130	COPY/BINDING-EXTERNAL	2,376.20	2,300.00	2,300.00	2,300.00	-	0.00%
11550004	53180	PROF & TECH SERVICES	32,583.00	32,660.00	32,660.00	32,660.00	-	0.00%
11550004	53430	ON-LINE INFORMATION SERVICES	12,824.51	12,800.00	14,000.00	14,500.00	500.00	3.57%
11550005	55850	DATA PROCESSING SUPPLY	17,994.29	17,850.00	17,850.00	77,850.00	60,000.00	336.13%
11550005	58615	COMPUTER SOFTWARE	147,984.24	75,000.00	90,000.00	120,000.00	30,000.00	33.33%
11550006	53420	TELEPHONE	184,515.67	160,000.00	190,000.00	210,000.00	20,000.00	10.53%
11550006	53421	TELEPHONE-SCHOOL	<u>172,558.55</u>	<u>160,000.00</u>	<u>190,000.00</u>	<u>240,000.00</u>	50,000.00	26.32%

		<u>1,117,031.68</u>	<u>986,775.00</u>	<u>1,116,610.00</u>	<u>1,319,717.00</u>	203,107.00	18.19%
TOTAL	INFORMATION TECHNOLOGY	<u>1,450,874.67</u>	<u>1,353,474.00</u>	<u>1,494,888.00</u>	<u>1,700,457.00</u>	205,569.00	13.75%

<u>DEPT#</u>	<u>DEPARTMENT NAME</u>	FY23 <u>ACTUAL</u>	FY23 <u>BUDGET</u>	FY24 <u>BUDGET</u>	FY25 <u>BUDGET</u>	INCREASE <u>(DECREASE)</u>	PERCENTAGE <u>CHANGE</u>
	City Clerk Salaries	220,037.54	220,145.00	226,573.00	235,298.00	8,725.00	3.85%
	City Clerk Other	<u>25,649.08</u>	<u>37,500.00</u>	<u>31,500.00</u>	<u>40,000.00</u>	8,500.00	26.98%
1610	CITY CLERK	<u><u>245,686.62</u></u>	<u><u>257,645.00</u></u>	<u><u>258,073.00</u></u>	<u><u>275,298.00</u></u>	17,225.00	6.67%



			FY23 <u>ACTUAL</u>	FY23 <u>BUDGET</u>	FY24 <u>BUDGET</u>	FY25 <u>BUDGET</u>	INCREASE (DECREASE)	PERCENTAGE CHANGE
1610	CITY CLERK							
11610001	50050	CITY CLERK	98,763.50	98,850.00	102,760.00	104,650.00	1,890.00	1.84%
11610002	50290	ASSISTANT CITY CLERK	68,706.87	68,715.00	70,085.00	76,920.00	6,835.00	9.75%
11610002	50770	SENIOR CLERK	48,477.64	48,485.00	49,448.00	49,448.00	-	0.00%
11610003	51430	LONGEVITY	2,225.00	2,225.00	2,225.00	2,225.00	-	0.00%
11610003	51920	SICK LEAVE BUY BACK	<u>1,864.53</u>	<u>1,870.00</u>	<u>2,055.00</u>	<u>2,055.00</u>	-	0.00%
		City Clerk Salaries	<u>220,037.54</u>	<u>220,145.00</u>	<u>226,573.00</u>	<u>235,298.00</u>	8,725.00	3.85%
11610004	53150	ADVERTISING	3,433.80	8,000.00	6,000.00	6,000.00	-	0.00%
11610004	53180	PROF & TECH SERVICES	18,774.40	26,000.00	22,000.00	30,000.00	8,000.00	36.36%
11610005	54220	OFFICE SUPPLY/EXPENSES	<u>3,440.88</u>	<u>3,500.00</u>	<u>3,500.00</u>	<u>4,000.00</u>	500.00	14.29%
		City Clerk Other	<u>25,649.08</u>	<u>37,500.00</u>	<u>31,500.00</u>	<u>40,000.00</u>	8,500.00	26.98%
TOTAL		CITY CLERK	<u>245,686.62</u>	<u>257,645.00</u>	<u>258,073.00</u>	<u>275,298.00</u>	17,225.00	6.67%

<u>DEPT#</u>	<u>DEPARTMENT NAME</u>	FY23 <u>ACTUAL</u>	FY23 <u>BUDGET</u>	FY24 <u>BUDGET</u>	FY25 <u>BUDGET</u>	INCREASE <u>(DECREASE)</u>	PERCENTAGE <u>CHANGE</u>
	Elec / Registration Salaries	50,255.30	79,935.00	66,570.00	64,765.00	(1,805.00)	-2.71%
	Elect / Registration Other	<u>32,957.00</u>	<u>46,500.00</u>	<u>65,000.00</u>	<u>84,500.00</u>	19,500.00	30.00%
1620	ELECTION / REGISTRATION	<u><u>83,212.30</u></u>	<u><u>126,435.00</u></u>	<u><u>131,570.00</u></u>	<u><u>149,265.00</u></u>	17,695.00	13.45%

			FY23 <u>ACTUAL</u>	FY23 <u>BUDGET</u>	FY24 <u>BUDGET</u>	FY25 <u>BUDGET</u>	INCREASE (DECREASE)	PERCENTAGE CHANGE
1620	ELECTION / REGISTRATION							
11620001	50180	ELECT & REG BD CHAIRMAN	500.00	500.00	500.00	500.00	-	0.00%
11620002	50141	CLERK	-	17,660.00	-	-	-	N/A
11620002	50520	PRINCIPAL CLERK	41,118.68	52,090.00	55,085.00	55,080.00	(5.00)	-0.01%
11620003	50950	REGISTRAR OF VOTERS	1,000.00	1,000.00	1,000.00	1,000.00	-	0.00%
11620003	51280	CLERK ELECTION BOARD	1,435.00	1,435.00	1,435.00	1,435.00	-	0.00%
11620003	51290	ASSIST REGISTRAR OF VOTERS	750.00	750.00	750.00	750.00	-	0.00%
11620003	51460	CONSTABLES AT POLL	<u>5,451.62</u>	<u>6,500.00</u>	<u>7,800.00</u>	<u>6,000.00</u>	(1,800.00)	-23.08%
		Elec / Registration Salaries	<u>50,255.30</u>	<u>79,935.00</u>	<u>66,570.00</u>	<u>64,765.00</u>	(1,805.00)	-2.71%
11620004	53930	PRINTING	-	-	6,000.00	-	(6,000.00)	-100.00%
11620004	53932	ELECTION PROGRAMMING	11,102.00	24,000.00	24,000.00	31,000.00	7,000.00	29.17%
11620005	54220	OFFICE SUPPLY/EXPENSES	3,740.00	4,000.00	4,000.00	4,500.00	500.00	12.50%
11620006	53871	POLL WORKERS	<u>18,115.00</u>	<u>18,500.00</u>	<u>31,000.00</u>	<u>49,000.00</u>	18,000.00	58.06%
		Elect / Registration Other	<u>32,957.00</u>	<u>46,500.00</u>	<u>65,000.00</u>	<u>84,500.00</u>	19,500.00	30.00%
TOTAL	ELECTION / REGISTRATION		<u>83,212.30</u>	<u>126,435.00</u>	<u>131,570.00</u>	<u>149,265.00</u>	17,695.00	13.45%

<u>DEPT#</u>	<u>DEPARTMENT NAME</u>	FY23 <u>ACTUAL</u>	FY23 <u>BUDGET</u>	FY24 <u>BUDGET</u>	FY25 <u>BUDGET</u>	INCREASE <u>(DECREASE)</u>	PERCENTAGE <u>CHANGE</u>
	License Salaries	8,618.10	9,030.00	9,030.00	9,030.00	-	0.00%
	License Other	-	200.00	200.00	200.00	-	0.00%
1650	LICENSE COMMISSIONS	<u>8,618.10</u>	<u>9,230.00</u>	<u>9,230.00</u>	<u>9,230.00</u>	-	0.00%

			FY23 <u>ACTUAL</u>	FY23 <u>BUDGET</u>	FY24 <u>BUDGET</u>	FY25 <u>BUDGET</u>	INCREASE (DECREASE)	PERCENTAGE CHANGE
1650	LICENSE COMMISSIONS							
11650001	50150	LICENSE COMMISSION CHAIRMAN	3,314.52	3,320.00	3,320.00	3,320.00	-	0.00%
11650002	51050	BOARD SECRETARY	398.70	800.00	800.00	800.00	-	0.00%
11650003	51110	LICENSE COMM MEMBERS	<u>4,904.88</u>	<u>4,910.00</u>	<u>4,910.00</u>	<u>4,910.00</u>	-	0.00%
		License Salaries	<u>8,618.10</u>	<u>9,030.00</u>	<u>9,030.00</u>	<u>9,030.00</u>	-	0.00%
11650005	54220	OFFICE SUPPLY/EXPENSES	<u>-</u>	<u>200.00</u>	<u>200.00</u>	<u>200.00</u>	-	0.00%
		License Other	<u>-</u>	<u>200.00</u>	<u>200.00</u>	<u>200.00</u>	-	0.00%
TOTAL	LICENSE COMMISSIONS		<u>8,618.10</u>	<u>9,230.00</u>	<u>9,230.00</u>	<u>9,230.00</u>	-	0.00%

<u>DEPT#</u>	<u>DEPARTMENT NAME</u>	FY23 <u>ACTUAL</u>	FY23 <u>BUDGET</u>	FY24 <u>BUDGET</u>	FY25 <u>BUDGET</u>	INCREASE <u>(DECREASE)</u>	PERCENTAGE <u>CHANGE</u>
	Property / Bldg Maint Salaries	602,988.20	676,850.00	878,870.00	870,050.00	(8,820.00)	-1.00%
	Property / Bldg Maint Other	<u>2,551,881.06</u>	<u>2,481,800.00</u>	<u>2,748,800.00</u>	<u>3,194,014.00</u>	445,214.00	16.20%
1920	PROPERTY & BUILDING MAINTENANCE	<u><u>3,154,869.26</u></u>	<u><u>3,158,650.00</u></u>	<u><u>3,627,670.00</u></u>	<u><u>4,064,064.00</u></u>	436,394.00	12.03%

			FY23 <u>ACTUAL</u>	FY23 <u>BUDGET</u>	FY24 <u>BUDGET</u>	FY25 <u>BUDGET</u>	INCREASE (DECREASE)	PERCENTAGE CHANGE
1920	PROPERTY & BUILDING MAINTENANCE							
11920001	50291	ASST COMM FACILITIES	-	52,300.00	55,700.00	-	(55,700.00)	-100.00%
11920001	50292	BUILDING MAINT CRAFTSMAN	175,988.66	176,100.00	182,000.00	182,000.00	-	0.00%
11920001	50375	PLUMBER	-	-	67,535.00	71,500.00	3,965.00	5.87%
11920001	50385	ELECTRICIAN	66,208.11	66,300.00	67,535.00	71,500.00	3,965.00	5.87%
11920001	50680	GENERAL FOREMAN	50,571.96	50,800.00	51,900.00	51,900.00	-	0.00%
11920001	50690	FOREMAN	77,037.71	77,200.00	83,800.00	83,800.00	-	0.00%
11920003	50560	HOUSEWORKER	171,382.76	197,800.00	309,000.00	340,500.00	31,500.00	10.19%
11920003	51300	ADDITIONAL GROSS-OVERTIME	35,021.65	26,000.00	30,000.00	35,000.00	5,000.00	16.67%
11920003	51430	LONGEVITY	8,030.08	8,250.00	8,250.00	9,500.00	1,250.00	15.15%
11920003	51920	SICK LEAVE BUY BACK	9,678.73	11,300.00	11,700.00	12,000.00	300.00	2.56%
11920003	51940	CLOTHING ALLOWANCE	<u>9,068.54</u>	<u>10,800.00</u>	<u>11,450.00</u>	<u>12,350.00</u>	900.00	7.86%
		Property / Bldg Maint Salaries	<u>602,988.20</u>	<u>676,850.00</u>	<u>878,870.00</u>	<u>870,050.00</u>	(8,820.00)	-1.00%
11920004	53140	CONTRACT SERVICES	15,880.00	25,000.00	25,000.00	25,000.00	-	0.00%
11920005	54220	OFFICE SUPPLY/EXPENSES	337.96	300.00	300.00	300.00	-	0.00%
11920006	52120	ELECTRICITY	1,870,348.26	1,860,000.00	2,020,000.00	2,465,214.00	445,214.00	22.04%
11920006	52130	STREET LIGHTING	18,770.82	10,000.00	12,000.00	12,000.00	-	0.00%
11920006	52200	NATURAL GAS	288,688.91	230,000.00	300,000.00	300,000.00	-	0.00%
11920006	52250	HEATING OIL	8,172.76	10,000.00	10,000.00	10,000.00	-	0.00%

11920006	52469	REPAIRS & MAINT-MUNICIPAL BLDGS	232,020.30	247,000.00	275,000.00	275,000.00	-	0.00%
11920006	53999	OTHER SERVICES	<u>117,662.05</u>	<u>99,500.00</u>	<u>106,500.00</u>	<u>106,500.00</u>	-	0.00%
		Property / Bldg Maint Other	<u>2,551,881.06</u>	<u>2,481,800.00</u>	<u>2,748,800.00</u>	<u>3,194,014.00</u>	445,214.00	16.20%
TOTAL		PROPERTY & BUILDING MA	<u>3,154,869.26</u>	<u>3,158,650.00</u>	<u>3,627,670.00</u>	<u>4,064,064.00</u>	436,394.00	12.03%



<u>DEPT#</u>	<u>DEPARTMENT NAME</u>	FY23 <u>ACTUAL</u>	FY23 <u>BUDGET</u>	FY24 <u>BUDGET</u>	FY25 <u>BUDGET</u>	INCREASE <u>(DECREASE)</u>	PERCENTAGE <u>CHANGE</u>
	OTHER INSURANCE	<u>488,515.00</u>	<u>506,825.00</u>	<u>539,262.00</u>	<u>566,225.00</u>	26,963.00	5.00%
1930	OTHER INSURANCE	<u><u>488,515.00</u></u>	<u><u>506,825.00</u></u>	<u><u>539,262.00</u></u>	<u><u>566,225.00</u></u>	26,963.00	5.00%

		FY23 <u>ACTUAL</u>	FY23 <u>BUDGET</u>	FY24 <u>BUDGET</u>	FY25 <u>BUDGET</u>	INCREASE <u>(DECREASE)</u>	PERCENTAGE <u>CHANGE</u>
1930	OTHER INSURANCE						
11930006	57410 OTHER INSURANCE	<u>488,515.00</u>	<u>506,825.00</u>	<u>539,262.00</u>	<u>566,225.00</u>	26,963.00	5.00%
TOTAL	OTHER INSURANCE	<u><u>488,515.00</u></u>	<u><u>506,825.00</u></u>	<u><u>539,262.00</u></u>	<u><u>566,225.00</u></u>	26,963.00	5.00%

<u>DEPT#</u>	<u>DEPARTMENT NAME</u>	FY23 <u>ACTUAL</u>	FY23 <u>BUDGET</u>	FY24 <u>BUDGET</u>	FY25 <u>BUDGET</u>	INCREASE <u>(DECREASE)</u>	PERCENTAGE <u>CHANGE</u>
	RETIREMENT & PENSION BENEFITS	<u>7,594,658.78</u>	<u>7,609,610.00</u>	<u>7,864,520.00</u>	<u>8,311,386.00</u>	446,866.00	5.68%
1940	RETIREMENT & PENSION BENEFITS	<u>7,594,658.78</u>	<u>7,609,610.00</u>	<u>7,864,520.00</u>	<u>8,311,386.00</u>	446,866.00	5.68%

		FY23 <u>ACTUAL</u>	FY23 <u>BUDGET</u>	FY24 <u>BUDGET</u>	FY25 <u>BUDGET</u>	INCREASE (DECREASE)	PERCENTAGE CHANGE
1940	RETIREMENT & PENSION BENEFITS						
11940006	51770 CITY OF MARLBORO RETIREMENT FD	7,581,610.00	7,581,610.00	7,858,520.00	8,305,386.00	446,866.00	5.69%
11940006	51860 WIDOWS PENSIONS	<u>13,048.78</u>	<u>28,000.00</u>	<u>6,000.00</u>	<u>6,000.00</u>	-	0.00%
TOTAL	RETIREMENT & PENSION B	<u><u>7,594,658.78</u></u>	<u><u>7,609,610.00</u></u>	<u><u>7,864,520.00</u></u>	<u><u>8,311,386.00</u></u>	446,866.00	5.68%

<u>DEPT#</u>	<u>DEPARTMENT NAME</u>	FY23 <u>ACTUAL</u>	FY23 <u>BUDGET</u>	FY24 <u>BUDGET</u>	FY25 <u>BUDGET</u>	INCREASE (DECREASE)	PERCENTAGE CHANGE
	WORKERS' COMPENSATION INSURANCE	-	-	-	262,600.00	262,600.00	N/A
1960	WORKERS' COMPENSATION INSURANCE	-	-	-	262,600.00	262,600.00	N/A

		FY23 <u>ACTUAL</u>	FY23 <u>BUDGET</u>	FY24 <u>BUDGET</u>	FY25 <u>BUDGET</u>	INCREASE <u>(DECREASE)</u>	PERCENTAGE <u>CHANGE</u>
1960	WORKERS' COMPENSATION						
11960006	51710 WORKERS' COMPENSATION INSURANCE	<u>-</u>	<u>-</u>	<u>-</u>	<u>262,600.00</u>	262,600.00	N/A
TOTAL	WORKERS' COMPENSATION	<u>-</u>	<u>-</u>	<u>-</u>	<u>262,600.00</u>	262,600.00	N/A

<u>DEPT#</u>	<u>DEPARTMENT NAME</u>	FY23 <u>ACTUAL</u>	FY23 <u>BUDGET</u>	FY24 <u>BUDGET</u>	FY25 <u>BUDGET</u>	INCREASE <u>(DECREASE)</u>	PERCENTAGE <u>CHANGE</u>
	UNEMPLOYMENT PAYMENTS	<u>61,696.20</u>	<u>40,000.00</u>	<u>50,000.00</u>	<u>50,000.00</u>	-	0.00%
1970	UNEMPLOYMENT COMPENSATION	<u>61,696.20</u>	<u>40,000.00</u>	<u>50,000.00</u>	<u>50,000.00</u>	-	0.00%

		FY23 <u>ACTUAL</u>	FY23 <u>BUDGET</u>	FY24 <u>BUDGET</u>	FY25 <u>BUDGET</u>	INCREASE (DECREASE)	PERCENTAGE CHANGE
1970	UNEMPLOYMENT COMPENSATION						
11970006	51730 UNEMPLOYMENT PAYMENTS	<u>61,696.20</u>	<u>40,000.00</u>	<u>50,000.00</u>	<u>50,000.00</u>	-	0.00%
TOTAL	UNEMPLOYMENT COMPENSAT	<u><u>61,696.20</u></u>	<u><u>40,000.00</u></u>	<u><u>50,000.00</u></u>	<u><u>50,000.00</u></u>	-	0.00%



<u>DEPT#</u>	<u>DEPARTMENT NAME</u>	FY23 <u>ACTUAL</u>	FY23 <u>BUDGET</u>	FY24 <u>BUDGET</u>	FY25 <u>BUDGET</u>	INCREASE <u>(DECREASE)</u>	PERCENTAGE <u>CHANGE</u>
	HEALTH/LIFE INSURANCE	<u>4,946,661.75</u>	<u>7,341,987.00</u>	<u>7,487,662.00</u>	<u>7,994,418.00</u>	506,756.00	6.77%
1980	HEALTH/LIFE INSURANCE	<u>4,946,661.75</u>	<u>7,341,987.00</u>	<u>7,487,662.00</u>	<u>7,994,418.00</u>	506,756.00	6.77%

			FY23 <u>ACTUAL</u>	FY23 <u>BUDGET</u>	FY24 <u>BUDGET</u>	FY25 <u>BUDGET</u>	INCREASE (DECREASE)	PERCENTAGE CHANGE
1980	HEALTH/LIFE INSURANCE							
11980006	51750	HEALTH/LIFE INSURANCE	4,113,073.69	6,488,965.00	6,618,744.00	7,082,056.00	463,312.00	7.00%
11980006	51752	MEDICARE INSURANCE	492,443.63	497,881.00	507,839.00	533,230.00	25,391.00	5.00%
11980006	57405	LONG TERM DISABILITY INSURANCE	306,941.00	306,941.00	313,079.00	328,732.00	15,653.00	5.00%
11980006	57406	LIFE INSURANCE	<u>34,203.43</u>	<u>48,200.00</u>	<u>48,000.00</u>	<u>50,400.00</u>	2,400.00	5.00%
TOTAL	HEALTH/LIFE INSURANCE		<u>4,946,661.75</u>	<u>7,341,987.00</u>	<u>7,487,662.00</u>	<u>7,994,418.00</u>	506,756.00	6.77%

<u>DEPT#</u>	<u>DEPARTMENT NAME</u>	FY23 <u>ACTUAL</u>	FY23 <u>BUDGET</u>	FY24 <u>BUDGET</u>	FY25 <u>BUDGET</u>	INCREASE (DECREASE)	PERCENTAGE CHANGE
	OTHER GENERAL GOVERNMENT	<u>1,807,175.40</u>	<u>950,000.00</u>	<u>800,000.00</u>	<u>1,750,000.00</u>	950,000.00	118.75%
1990	OTHER GENERAL GOVERNMENT	<u>1,807,175.40</u>	<u>950,000.00</u>	<u>800,000.00</u>	<u>1,750,000.00</u>	950,000.00	118.75%

			FY23 <u>ACTUAL</u>	FY23 <u>BUDGET</u>	FY24 <u>BUDGET</u>	FY25 <u>BUDGET</u>	INCREASE (DECREASE)	PERCENTAGE CHANGE
1990	OTHER GENERAL GOVERNMENT							
11990006	51500	FRINGES	794,037.90					N/A
11990006	53565	COVID 19	63,137.50	-	-	-	-	N/A
11990006	57820	RESERVE FOR SALARIES & BENEFITS	500,000.00	500,000.00	300,000.00	1,200,000.00	900,000.00	300.00%
11990006	57825	OPEB	<u>450,000.00</u>	<u>450,000.00</u>	<u>500,000.00</u>	<u>550,000.00</u>	50,000.00	10.00%
TOTAL	OTHER GENERAL GOVERNMENT		<u>1,807,175.40</u>	<u>950,000.00</u>	<u>800,000.00</u>	<u>1,750,000.00</u>	950,000.00	118.75%

<u>DEPT#</u>	<u>DEPARTMENT NAME</u>	FY23 <u>ACTUAL</u>	FY23 <u>BUDGET</u>	FY24 <u>BUDGET</u>	FY25 <u>BUDGET</u>	INCREASE (DECREASE)	PERCENTAGE CHANGE
	Police Salaries	8,295,556.91	8,618,342.00	8,671,124.00	8,646,949.00	(24,175.00)	-0.28%
	Police Other	<u>424,933.06</u>	<u>437,275.00</u>	<u>437,129.00</u>	<u>455,219.00</u>	18,090.00	4.14%
2100	POLICE DEPARTMENT	<u><u>8,720,489.97</u></u>	<u><u>9,055,617.00</u></u>	<u><u>9,108,253.00</u></u>	<u><u>9,102,168.00</u></u>	(6,085.00)	-0.07%

			FY23 <u>ACTUAL</u>	FY23 <u>BUDGET</u>	FY24 <u>BUDGET</u>	FY25 <u>BUDGET</u>	INCREASE (DECREASE)	PERCENTAGE CHANGE
2100	POLICE DEPARTMENT							
12100001	50140	POLICE CHIEF	198,268.29	191,000.00	202,204.00	202,204.00	-	0.00%
12100001	50420	POLICE OFFICERS	3,408,082.28	3,780,000.00	3,747,670.00	3,730,360.00	(17,310.00)	-0.46%
12100001	50435	POLICE SPECIALISTS	45,271.74	60,160.00	60,160.00	60,160.00	-	0.00%
12100001	50500	POLICE CAPTAINS	229,206.46	228,600.00	233,165.00	228,925.00	(4,240.00)	-1.82%
12100001	50510	POLICE LIEUTENANTS	542,601.43	516,400.00	530,530.00	530,530.00	-	0.00%
12100001	50820	SERGEANTS	937,750.48	931,300.00	949,900.00	949,900.00	-	0.00%
12100002	50520	PRINCIPAL CLERK	97,612.42	113,200.00	113,200.00	113,200.00	-	0.00%
12100003	51120	CROSSING GUARDS	-	17,480.00	-	-	-	N/A
12100003	51195	DETENTION ATTENDANT	6,039.00	11,000.00	11,000.00	11,000.00	-	0.00%
12100003	51213	PUBLIC SAFETY DISPATCHERS	439,391.65	482,560.00	490,140.00	486,010.00	(4,130.00)	-0.84%
12100003	51214	PUBLIC SAFETY ASSISTANT	61,594.34	61,155.00	68,790.00	68,790.00	-	0.00%
12100003	51310	OVERTIME-REGULAR	573,306.86	300,000.00	330,000.00	330,000.00	-	0.00%
12100003	51319	OVERTIME-CELL WATCH	8,975.52	9,000.00	9,000.00	9,000.00	-	0.00%
12100003	51320	OVERTIME-COURT TIME	92,004.95	206,900.00	146,900.00	146,900.00	-	0.00%
12100003	51329	ON-CALL PAY	13,972.61	14,950.00	15,250.00	15,250.00	-	0.00%
12100003	51342	LONGEVITY	112,927.81	123,415.00	110,000.00	111,505.00	1,505.00	1.37%
12100003	51360	OVERTIME-TRAINING	49,783.92	51,000.00	51,000.00	51,000.00	-	0.00%
12100003	51370	OVERTIME-CELEBRATIONS	16,328.76	17,000.00	17,000.00	17,000.00	-	0.00%

12100003	51410	FIRST RESPONDER	56,909.27	85,200.00	85,200.00	85,200.00	-	0.00%
12100003	51440	EDUCATIONAL INCENTIVE	473,926.09	597,000.00	608,590.00	608,590.00	-	0.00%
12100003	51450	NIGHT SHIFT DIFFERENTIAL	110,738.62	145,952.00	151,825.00	151,825.00	-	0.00%
12100003	51490	HOLIDAY	368,549.97	386,000.00	386,000.00	386,000.00	-	0.00%
12100003	51505	K-9 UNIT	14,221.34	15,300.00	15,300.00	15,300.00	-	0.00%
12100003	51920	SICK LEAVE BUY BACK	345,020.17	173,530.00	225,000.00	225,000.00	-	0.00%
12100003	51940	CLOTHING ALLOWANCE	73,747.93	88,600.00	88,600.00	88,600.00	-	0.00%
12100004	50566	PARKING ENFORCEMENT OFFICER	<u>19,325.00</u>	<u>11,640.00</u>	<u>24,700.00</u>	<u>24,700.00</u>	-	0.00%
		Police Salaries	<u>8,295,556.91</u>	<u>8,618,342.00</u>	<u>8,671,124.00</u>	<u>8,646,949.00</u>	(24,175.00)	-0.28%
12100004	51790	LAUNDRY SERVICES	15,999.85	25,000.00	25,000.00	25,000.00	-	0.00%
12100004	53817	KENNEL SERVICES	2,829.68	3,590.00	3,675.00	3,763.00	88.00	2.39%
12100005	54220	OFFICE SUPPLY/EXPENSES	64,162.61	47,500.00	57,350.00	68,350.00	11,000.00	19.18%
12100006	51960	REPLACEMENT OF UNIFORMS	3,811.05	3,000.00	3,000.00	3,000.00	-	0.00%
12100006	51975	INITIAL EQUIPMENT ISSUE	27,624.30	15,700.00	-	-	-	N/A
12100006	52010	TRANSLATION SERVICES	4,000.00	4,000.00	4,000.00	4,000.00	-	0.00%
12100006	52560	VEHICLE REPAIR & MAINTENANCE	37,938.76	65,000.00	65,000.00	65,000.00	-	0.00%
12100006	52744	SUBSTATION LEASE	3,000.00	3,000.00	-	-	-	N/A
12100006	53815	A.C.O. CONTRACT	142,619.92	142,650.00	144,380.00	145,656.00	1,276.00	0.88%
12100006	54240	LICENSE & INSPECTION FEES	200.00	200.00	200.00	200.00	-	0.00%
12100006	55820	INVESTIGATIVE AIDS	7,250.90	11,000.00	11,000.00	11,000.00	-	0.00%

12100006	55882	MEALS FOR PRISONERS	2,863.75	4,000.00	4,000.00	4,000.00	-	0.00%
12100006	57460	LIABILITY INSURANCE	107,635.00	107,635.00	114,524.00	120,250.00	5,726.00	5.00%
12100007	58593	DEPT EQUIPMENT POLICE	<u>4,997.24</u>	<u>5,000.00</u>	<u>5,000.00</u>	<u>5,000.00</u>	-	0.00%
		Police Other	<u>424,933.06</u>	<u>437,275.00</u>	<u>437,129.00</u>	<u>455,219.00</u>	18,090.00	4.14%
TOTAL		POLICE DEPARTMENT	<u>8,720,489.97</u>	<u>9,055,617.00</u>	<u>9,108,253.00</u>	<u>9,102,168.00</u>	(6,085.00)	-0.07%



<u>DEPT#</u>	<u>DEPARTMENT NAME</u>	FY23 <u>ACTUAL</u>	FY23 <u>BUDGET</u>	FY24 <u>BUDGET</u>	FY25 <u>BUDGET</u>	INCREASE <u>(DECREASE)</u>	PERCENTAGE <u>CHANGE</u>
	Fire Salaries	8,954,920.48	8,490,726.00	9,138,309.00	9,024,876.00	(113,433.00)	-1.24%
	Fire Other	<u>539,775.50</u>	<u>436,663.00</u>	<u>450,600.00</u>	<u>486,044.00</u>	35,444.00	7.87%
2200	FIRE DEPARTMENT	<u><u>9,494,695.98</u></u>	<u><u>8,927,389.00</u></u>	<u><u>9,588,909.00</u></u>	<u><u>9,510,920.00</u></u>	(77,989.00)	-0.81%

			<u>FY23</u>	<u>FY23</u>	<u>FY24</u>	<u>FY25</u>	<u>INCREASE</u>	<u>PERCENTAGE</u>
			<u>ACTUAL</u>	<u>BUDGET</u>	<u>BUDGET</u>	<u>BUDGET</u>	<u>(DECREASE)</u>	<u>CHANGE</u>
2200	FIRE DEPARTMENT							
12200001	50130	FIRE CHIEF	175,484.40	175,484.00	178,994.00	178,994.00	-	0.00%
12200001	50330	ASSISTANT CHIEF	279,967.91	276,801.00	285,525.00	285,525.00	-	0.00%
12200001	50334	BATTALION CHIEF	422,224.19	387,133.00	409,930.00	409,930.00	-	0.00%
12200001	50450	FIREFIGHTER	4,126,892.30	3,820,753.00	4,124,460.00	4,043,003.00	(81,457.00)	-1.97%
12200001	50800	FIRE CAPTAINS	368,513.60	354,704.00	376,578.00	288,218.00	(88,360.00)	-23.46%
12200001	50805	FIRE INSPE	-	82,093.00	91,345.00	90,295.00	(1,050.00)	-1.15%
12200001	50810	FIRE LIEUTENANTS	684,463.85	733,334.00	687,960.00	773,955.00	85,995.00	12.50%
12200001	51210	EMA DIR	15,000.00	16,500.00	15,000.00	15,000.00	-	0.00%
12200002	50062	FINANCE ASSISTANT	69,800.07	69,800.00	71,196.00	71,196.00	-	0.00%
12200002	50400	PART TIME CLERK	-	20,007.00	20,407.00	20,407.00	-	0.00%
12200003	51226	FIRE DEPART/FIRST RESPONDER	107,393.84	105,928.00	113,805.00	112,108.00	(1,697.00)	-1.49%
12200003	51300	ADDITIONAL GROSS-OVERTIME	533,630.06	582,177.00	650,000.00	650,000.00	-	0.00%
12200003	51324	OVERTIME/VEHICLE MAINTENANCE	42,604.03	46,001.00	48,817.00	53,699.00	4,882.00	10.00%
12200003	51328	CALL FIRE OVERTIME	91,468.17	92,342.00	107,793.00	119,793.00	12,000.00	11.13%
12200003	51412	HAZMAT PAY	95,000.00	107,500.00	101,500.00	91,000.00	(10,500.00)	-10.34%
12200003	51430	LONGEVITY	132,068.49	147,230.00	162,368.00	130,554.00	(31,814.00)	-19.59%
12200003	51440	EDUCATIONAL INCENTIVE	348,045.58	358,254.00	394,604.00	414,212.00	19,608.00	4.97%
12200003	51450	NIGHT SHIFT DIFFERENTIAL	156,778.62	154,391.00	165,871.00	160,765.00	(5,106.00)	-3.08%
12200003	51480	EMERGENCY MEDICAL TRAINING	222,487.15	229,798.00	240,126.00	247,479.00	7,353.00	3.06%

12200003	51481	OT - SPECIAL SERVICES	4,993.40	10,000.00	10,000.00	10,000.00	-	0.00%
12200003	51490	HOLIDAY	502,322.83	487,536.00	559,825.00	559,825.00	-	0.00%
12200003	51920	SICK LEAVE BUY BACK	475,082.82	135,710.00	224,955.00	201,668.00	(23,287.00)	-10.35%
12200003	51940	CLOTHING ALLOWANCE	<u>100,699.17</u>	<u>97,250.00</u>	<u>97,250.00</u>	<u>97,250.00</u>	-	0.00%
		Fire Salaries	<u>8,954,920.48</u>	<u>8,490,726.00</u>	<u>9,138,309.00</u>	<u>9,024,876.00</u>	(113,433.00)	-1.24%
12200003	51980	LICENSE/PERMIT FEES	3,225.00	6,815.00	6,815.00	6,815.00	-	0.00%
12200005	53490	COMMNCTN MAINT & SUPPLIES	3,031.93	4,350.00	4,350.00	4,350.00	-	0.00%
12200005	55000	OPERATION SUPPLIES	21,169.98	20,000.00	20,000.00	20,000.00	-	0.00%
12200006	51990	MEAL ALLOWANCES	3,530.07	2,500.00	2,500.00	2,500.00	-	0.00%
12200006	52500	REP/MAINT EQUIPMENT	13,903.75	17,000.00	17,000.00	17,000.00	-	0.00%
12200006	52560	VEHICLE REPAIR & MAINTENANCE	323,661.61	238,123.00	261,935.00	288,129.00	26,194.00	10.00%
12200006	55890	EMERGENCY MGMT SUPPLIES	442.60	23,100.00	2,500.00	2,500.00	-	0.00%
12200006	57340	DUES & SUBSCRIPTIONS	5,932.50	5,000.00	5,000.00	6,000.00	1,000.00	20.00%
12200006	58590	PROTECTIVE EQUIPMENT	95,705.35	71,775.00	82,500.00	90,750.00	8,250.00	10.00%
12200007	58512	FIRE DEPT EQUIPMENT	<u>69,172.71</u>	<u>48,000.00</u>	<u>48,000.00</u>	<u>48,000.00</u>	-	0.00%
		Fire Other	<u>539,775.50</u>	<u>436,663.00</u>	<u>450,600.00</u>	<u>486,044.00</u>	35,444.00	7.87%
TOTAL		FIRE DEPARTMENT	<u>9,494,695.98</u>	<u>8,927,389.00</u>	<u>9,588,909.00</u>	<u>9,510,920.00</u>	(77,989.00)	-0.81%

<u>DEPT#</u>	<u>DEPARTMENT NAME</u>	FY23 <u>ACTUAL</u>	FY23 <u>BUDGET</u>	FY24 <u>BUDGET</u>	FY25 <u>BUDGET</u>	INCREASE <u>(DECREASE)</u>	PERCENTAGE <u>CHANGE</u>
	Inspection Salaries	817,904.19	963,066.00	1,005,745.00	972,787.00	(32,958.00)	-3.28%
	Inspection Other	<u>74,596.89</u>	<u>108,240.00</u>	<u>88,240.00</u>	<u>87,000.00</u>	(1,240.00)	-1.41%
2410	INSPECTIONAL SERVICES	<u><u>892,501.08</u></u>	<u><u>1,071,306.00</u></u>	<u><u>1,093,985.00</u></u>	<u><u>1,059,787.00</u></u>	(34,198.00)	-3.13%

			FY23 <u>ACTUAL</u>	FY23 <u>BUDGET</u>	FY24 <u>BUDGET</u>	FY25 <u>BUDGET</u>	INCREASE (DECREASE)	PERCENTAGE CHANGE
2410	INSPECTIONAL SERVICES							
12410001	50090	BUILDING COMMISSIONER	105,552.96	109,824.00	109,902.00	112,100.00	2,198.00	2.00%
12410001	50095	ASSISANT BUILDING COMM.	48,452.56	84,007.00	82,609.00	84,907.00	2,298.00	2.78%
12410001	50109	ENVIRONMENTAL OFFICER	84,881.69	84,882.00	86,580.00	86,580.00	-	0.00%
12410001	50260	LOCAL INSPECTOR	191,181.75	238,748.00	243,525.00	250,695.00	7,170.00	2.94%
12410001	50370	PLUMBING INSPECTOR	38,858.84	75,881.00	70,156.00	74,789.00	4,633.00	6.60%
12410001	50380	ELECTRICAL INSPECTOR	75,881.04	75,881.00	77,399.00	77,399.00	-	0.00%
12410001	50960	ASSISTANT PLUMBING INSPECTOR	45,450.00	25,000.00	35,000.00	20,000.00	(15,000.00)	-42.86%
12410001	50970	ASSIST WIRING INSPECTOR	20,500.00	12,000.00	35,000.00	20,000.00	(15,000.00)	-42.86%
12410002	50520	PRINCIPAL CLERK	41,232.94	51,300.00	56,574.00	57,253.00	679.00	1.20%
12410002	50770	SENIOR CLERK	111,281.50	143,424.00	143,570.00	140,878.00	(2,692.00)	-1.88%
12410002	51050	BOARD SECRETARY	225.93	700.00	1,050.00	1,050.00	-	0.00%
12410003	51180	ZONING BOARD MEMBERS	3,750.00	25,200.00	25,200.00	12,600.00	(12,600.00)	-50.00%
12410003	51186	CONSERVATION COMM MEMBERS	20,550.00	25,200.00	25,200.00	25,200.00	-	0.00%
12410003	51430	LONGEVITY	4,200.67	3,655.00	3,655.00	1,225.00	(2,430.00)	-66.48%
12410003	51920	SICK LEAVE BUY BACK	24,105.21	2,564.00	7,325.00	5,111.00	(2,214.00)	-30.23%
12410003	51940	CLOTHING ALLOWANCE	<u>1,799.10</u>	<u>4,800.00</u>	<u>3,000.00</u>	<u>3,000.00</u>	-	0.00%
		Inspection Salaries	<u>817,904.19</u>	<u>963,066.00</u>	<u>1,005,745.00</u>	<u>972,787.00</u>	(32,958.00)	-3.28%
12410004	53140	CONTRACT SERVICES	61,930.00	95,000.00	75,000.00	75,000.00	-	0.00%

12410005	54220	OFFICE SUPPLY/EXPENSES	7,252.32	8,000.00	8,000.00	8,000.00	-	0.00%
12410006	57100	INSTATE TRAVEL	<u>5,414.57</u>	5,240.00	5,240.00	4,000.00	(1,240.00)	-23.66%
		Inspection Other	<u>74,596.89</u>	<u>108,240.00</u>	<u>88,240.00</u>	<u>87,000.00</u>	(1,240.00)	-1.41%
TOTAL		INSPECTIONAL SERVICES	<u>892,501.08</u>	<u>1,071,306.00</u>	<u>1,093,985.00</u>	<u>1,059,787.00</u>	(34,198.00)	-3.13%

<u>DEPT#</u>	<u>DEPARTMENT NAME</u>	FY23 <u>ACTUAL</u>	FY23 <u>BUDGET</u>	FY24 <u>BUDGET</u>	FY25 <u>BUDGET</u>	INCREASE <u>(DECREASE)</u>	PERCENTAGE <u>CHANGE</u>
	SCHOOL DEPARTMENT	<u>65,082,449.59</u>	<u>69,479,713.00</u>	<u>71,996,080.00</u>	<u>75,775,874.00</u>	3,779,794.00	5.25%
3000	SCHOOL DEPARTMENT	<u><u>65,082,449.59</u></u>	<u><u>69,479,713.00</u></u>	<u><u>71,996,080.00</u></u>	<u><u>75,775,874.00</u></u>	3,779,794.00	5.25%

		FY23 <u>ACTUAL</u>	FY23 <u>BUDGET</u>	FY24 <u>BUDGET</u>	FY25 <u>BUDGET</u>	INCREASE <u>(DECREASE)</u>	PERCENTAGE <u>CHANGE</u>
3000	SCHOOL DEPARTMENT						
13000006	57000 OTHER CHARGES & EXPENSES	<u>65,082,449.59</u>	<u>69,479,713.00</u>	<u>71,996,080.00</u>	<u>75,775,874.00</u>	3,779,794.00	5.25%
TOTAL	SCHOOL DEPARTMENT	<u>65,082,449.59</u>	<u>69,479,713.00</u>	<u>71,996,080.00</u>	<u>75,775,874.00</u>	3,779,794.00	5.25%



<u>DEPT#</u>	<u>DEPARTMENT NAME</u>	FY23 <u>ACTUAL</u>	FY23 <u>BUDGET</u>	FY24 <u>BUDGET</u>	FY25 <u>BUDGET</u>	INCREASE <u>(DECREASE)</u>	PERCENTAGE <u>CHANGE</u>
	Bldg / Maint School Salaries	581,676.21	628,200.00	662,480.00	620,100.00	(42,380.00)	-6.40%
	Bldg / Maint School Other	<u>2,539,173.64</u>	<u>2,448,000.00</u>	<u>2,608,500.00</u>	<u>3,003,767.00</u>	395,267.00	15.15%
3032	BLDG MAINT SCHOOL	<u><u>3,120,849.85</u></u>	<u><u>3,076,200.00</u></u>	<u><u>3,270,980.00</u></u>	<u><u>3,623,867.00</u></u>	352,887.00	10.79%

			FY23 <u>ACTUAL</u>	FY23 <u>BUDGET</u>	FY24 <u>BUDGET</u>	FY25 <u>BUDGET</u>	INCREASE (DECREASE)	PERCENTAGE CHANGE
3032	MAINTENANCE SCHOOLS							
13032001	50291	ASST COMM FACILITIES	12,546.99	52,300.00	55,700.00	-	(55,700.00)	-100.00%
13032001	50292	BUILDING MAINT CRAFTSMAN	165,012.83	162,000.00	175,000.00	186,000.00	11,000.00	6.29%
13032001	50385	ELECTRICIAN	77,989.18	71,600.00	83,000.00	83,000.00	-	0.00%
13032001	50386	HVAC	117,406.73	134,500.00	140,200.00	140,200.00	-	0.00%
13032001	50690	FOREMAN	82,943.11	83,200.00	84,700.00	84,700.00	-	0.00%
13032002	50680	GENERAL FOREMAN	50,752.00	50,800.00	51,900.00	51,900.00	-	0.00%
13032003	51240	TEMPORARY PART-TIME HELP	39,612.50	25,000.00	25,000.00	25,000.00	-	0.00%
13032003	51300	OVERTIME	20,631.76	26,000.00	26,000.00	26,000.00	-	0.00%
13032003	51430	LONGEVITY	6,000.00	9,100.00	7,060.00	7,600.00	540.00	7.65%
13032003	51920	SICK LEAVE BUY BACK	5,629.42	6,500.00	6,720.00	8,500.00	1,780.00	26.49%
13032003	51940	CLOTHING ALLOWANCE	<u>3,151.69</u>	<u>7,200.00</u>	<u>7,200.00</u>	<u>7,200.00</u>	-	0.00%
		Bldg / Maint School Salaries	<u>581,676.21</u>	<u>628,200.00</u>	<u>662,480.00</u>	<u>620,100.00</u>	(42,380.00)	-6.40%
13032004	53140	CONTRACT SERVICES	13,000.00	25,000.00	25,000.00	25,000.00	-	0.00%
13032006	52120	ELECTRICITY	1,468,312.28	1,340,000.00	1,442,000.00	1,837,267.00	395,267.00	27.41%
13032006	52200	NATURAL GAS	391,832.78	455,000.00	491,500.00	491,500.00	-	0.00%
13032006	52469	REPAIRS & MAINT-MUNICIPAL BLDGS	<u>666,028.58</u>	<u>628,000.00</u>	<u>650,000.00</u>	<u>650,000.00</u>	-	0.00%
		Bldg / Maint School Other	<u>2,539,173.64</u>	<u>2,448,000.00</u>	<u>2,608,500.00</u>	<u>3,003,767.00</u>	395,267.00	15.15%
TOTAL	MAINTENANCE SCHOOLS		<u>3,120,849.85</u>	<u>3,076,200.00</u>	<u>3,270,980.00</u>	<u>3,623,867.00</u>	352,887.00	10.79%

<u>DEPT#</u>	<u>DEPARTMENT NAME</u>	FY23 <u>ACTUAL</u>	FY23 <u>BUDGET</u>	FY24 <u>BUDGET</u>	FY25 <u>BUDGET</u>	INCREASE (DECREASE)	PERCENTAGE CHANGE
	School Support Salaries	18,000.00	18,000.00	18,000.00	18,000.00	-	0.00%
	School Support Other	<u>11,275,335.71</u>	<u>13,132,477.00</u>	<u>13,381,088.00</u>	<u>14,254,083.00</u>	872,995.00	6.52%
3100	SCHOOL SUPPORT	<u>11,293,335.71</u>	<u>13,150,477.00</u>	<u>13,399,088.00</u>	<u>14,272,083.00</u>	872,995.00	6.52%

			FY23 <u>ACTUAL</u>	FY23 <u>BUDGET</u>	FY24 <u>BUDGET</u>	FY25 <u>BUDGET</u>	INCREASE (DECREASE)	PERCENTAGE CHANGE
3100	SCHOOL SUPPORT							
13100003	50349	SCHOOL COMMITTEE	<u>18,000.00</u>	<u>18,000.00</u>	<u>18,000.00</u>	<u>18,000.00</u>	-	0.00%
		School Support Salaries	<u>18,000.00</u>	<u>18,000.00</u>	<u>18,000.00</u>	<u>18,000.00</u>	-	0.00%
13100003	51730	UNEMPLOYMENT PAYMENTS	125,210.08	135,000.00	90,000.00	90,000.00	-	0.00%
13100003	51751	HEALTH INSURANCE/SCHOOL EMPLOY	8,190,181.85	9,936,345.00	10,135,072.00	10,844,527.00	709,455.00	7.00%
13100003	51753	MEDICARE INSURANCE-SCHOOL	774,628.35	869,497.00	886,887.00	931,231.00	44,344.00	5.00%
13100003	51770	CITY OF MARLBORO RETIREMENT FD	2,121,765.00	2,121,765.00	2,199,259.00	2,314,962.00	115,703.00	5.26%
13100003	57406	LIFE INSURANCE	<u>63,550.43</u>	<u>69,870.00</u>	<u>69,870.00</u>	<u>73,363.00</u>	3,493.00	5.00%
		School Support Other	<u>11,275,335.71</u>	<u>13,132,477.00</u>	<u>13,381,088.00</u>	<u>14,254,083.00</u>	872,995.00	6.52%
TOTAL	SCHOOL SUPPORT		<u>11,293,335.71</u>	<u>13,150,477.00</u>	<u>13,399,088.00</u>	<u>14,272,083.00</u>	872,995.00	6.52%

<u>DEPT#</u>	<u>DEPARTMENT NAME</u>	FY23 <u>ACTUAL</u>	FY23 <u>BUDGET</u>	FY24 <u>BUDGET</u>	FY25 <u>BUDGET</u>	INCREASE (DECREASE)	PERCENTAGE CHANGE
	CITY/SCHOOL SALARIES	-	-	-	166,650.00	166,650.00	N/A
	CITY/SCHOOL OTHER	<u>413,175.00</u>	<u>413,175.00</u>	<u>421,579.00</u>	<u>443,232.00</u>	21,653.00	5.14%
3102	CITY/SCHOOL SUPPORT	<u><u>413,175.00</u></u>	<u><u>413,175.00</u></u>	<u><u>421,579.00</u></u>	<u><u>609,882.00</u></u>	188,303.00	44.67%

			FY23 <u>ACTUAL</u>	FY23 <u>BUDGET</u>	FY24 <u>BUDGET</u>	FY25 <u>BUDGET</u>	INCREASE (DECREASE)	PERCENTAGE CHANGE
3102	CITY/SCHOOL SUPPORT							
13102003	51710	WORKERS' COMPENSATION INSURANC	-	-	-	166,650.00	166,650.00	N/A
		School Support Salaries	-	-	-	166,650.00	166,650.00	N/A
13102006	53080	AUDIT SERVICES	18,000.00	18,000.00	18,500.00	20,000.00	1,500.00	8.11%
13102006	57410	PROPERTY LIABILITY INSURANCE	395,175.00	395,175.00	403,079.00	423,232.00	20,153.00	5.00%
		School Support Other	413,175.00	413,175.00	421,579.00	443,232.00	21,653.00	5.14%
TOTAL	CITY/SCHOOL SUPPORT		413,175.00	413,175.00	421,579.00	609,882.00	188,303.00	44.67%

<u>DEPT#</u>	<u>DEPARTMENT NAME</u>	FY23 <u>ACTUAL</u>	FY23 <u>BUDGET</u>	FY24 <u>BUDGET</u>	FY25 <u>BUDGET</u>	INCREASE (DECREASE)	PERCENTAGE CHANGE
	RETIREMENT DEBT/SCHOOL	<u>1,423,600.00</u>	<u>1,423,600.00</u>	<u>1,424,900.00</u>	<u>1,425,200.00</u>	300.00	0.02%
3800	RETIREMENT DEBT/SCHOOL	<u>1,423,600.00</u>	<u>1,423,600.00</u>	<u>1,424,900.00</u>	<u>1,425,200.00</u>	300.00	0.02%

			FY23 <u>ACTUAL</u>	FY23 <u>BUDGET</u>	FY24 <u>BUDGET</u>	FY25 <u>BUDGET</u>	INCREASE (DECREASE)	PERCENTAGE CHANGE
3800	RETIREMENT DEBT/SCHOOL							
13800006	59966	2016 MULTI PURPOSE BOND	180,000.00	180,000.00	180,000.00	180,000.00	-	0.00%
13800006	59967	2017 MULTI PURPOSE BOND	200,000.00	200,000.00	200,000.00	200,000.00	-	0.00%
13800006	59968	2018 MULTI PURPOSE BOND	55,000.00	55,000.00	55,000.00	55,000.00	-	0.00%
13800006	59970	2020 MULTI PURPOSE BOND	<u>988,600.00</u>	<u>988,600.00</u>	<u>989,900.00</u>	<u>990,200.00</u>	300.00	0.03%
TOTAL	RETIREMENT DEBT/SCHOOL		<u><u>1,423,600.00</u></u>	<u><u>1,423,600.00</u></u>	<u><u>1,424,900.00</u></u>	<u><u>1,425,200.00</u></u>	300.00	0.02%



<u>DEPT#</u>	<u>DEPARTMENT NAME</u>	FY23 <u>ACTUAL</u>	FY23 <u>BUDGET</u>	FY24 <u>BUDGET</u>	FY25 <u>BUDGET</u>	INCREASE <u>(DECREASE)</u>	PERCENTAGE <u>CHANGE</u>
	DEBT INTEREST - SCHOOL	<u>810,905.00</u>	<u>810,905.00</u>	<u>741,521.00</u>	<u>672,076.00</u>	(69,445.00)	-9.37%
3850	DEBT INTEREST - SCHOOL	<u><u>810,905.00</u></u>	<u><u>810,905.00</u></u>	<u><u>741,521.00</u></u>	<u><u>672,076.00</u></u>	(69,445.00)	-9.37%

			FY23 <u>ACTUAL</u>	FY23 <u>BUDGET</u>	FY24 <u>BUDGET</u>	FY25 <u>BUDGET</u>	INCREASE (DECREASE)	PERCENTAGE CHANGE
3850	LONG TERM DEBT INTEREST/SCHOOL							
13850006	58966	2016 MULTI PURPOSE INTEREST	62,550.00	62,550.00	55,350.00	48,150.00	(7,200.00)	-13.01%
13850006	58967	2017 MULTI PURPOSE INTEREST	75,100.00	75,100.00	65,100.00	55,100.00	(10,000.00)	-15.36%
13850006	58968	2018 MULTI PURPOSE INTEREST	24,000.00	24,000.00	21,250.00	18,500.00	(2,750.00)	-12.94%
13850006	58970	2020 MULTI PURPOSE BOND	649,255.00	649,255.00	599,821.00	550,326.00	(49,495.00)	-8.25%
13850006	59952	2004 MULTI PURPOSE BOND	<u>-</u>	<u>-</u>	<u>-</u>	<u>-</u>	-	N/A
TOTAL	LONG TERM DEBT INTEREST		<u>810,905.00</u>	<u>810,905.00</u>	<u>741,521.00</u>	<u>672,076.00</u>	(69,445.00)	-9.37%

<u>DEPT#</u>	<u>DEPARTMENT NAME</u>	FY23 <u>ACTUAL</u>	FY23 <u>BUDGET</u>	FY24 <u>BUDGET</u>	FY25 <u>BUDGET</u>	INCREASE (DECREASE)	PERCENTAGE CHANGE
	ASSABET VALLEY	<u>5,856,576.00</u>	<u>5,699,773.00</u>	<u>6,541,742.00</u>	<u>7,532,662.00</u>	990,920.00	15.15%
3900	ASSABET VALLEY	<u>5,856,576.00</u>	<u>5,699,773.00</u>	<u>6,541,742.00</u>	<u>7,532,662.00</u>	990,920.00	15.15%

		FY23 <u>ACTUAL</u>	FY23 <u>BUDGET</u>	FY24 <u>BUDGET</u>	FY25 <u>BUDGET</u>	INCREASE <u>(DECREASE)</u>	PERCENTAGE <u>CHANGE</u>
3900	ASSABET REG VOC HIGH SCHOOL						
13900006	53280 ASSABET REG VOC HS DISTRIC	<u>5,856,576.00</u>	<u>5,699,773.00</u>	<u>6,541,742.00</u>	<u>7,532,662.00</u>	990,920.00	15.15%
TOTAL	ASSABET REG VOC HIGH SCHOOL	<u>5,856,576.00</u>	<u>5,699,773.00</u>	<u>6,541,742.00</u>	<u>7,532,662.00</u>	990,920.00	15.15%

<u>DEPT#</u>	<u>DEPARTMENT NAME</u>	FY23 <u>ACTUAL</u>	FY23 <u>BUDGET</u>	FY24 <u>BUDGET</u>	FY25 <u>BUDGET</u>	INCREASE (DECREASE)	PERCENTAGE CHANGE
	DPW Admin Salaries	489,138.54	489,500.00	504,600.00	687,000.00	182,400.00	36.15%
	DPW Admin Other	<u>3,993.25</u>	<u>2,900.00</u>	<u>3,000.00</u>	<u>3,000.00</u>	-	0.00%
4100	PUBLIC WORKS - ADMIN	<u><u>493,131.79</u></u>	<u><u>492,400.00</u></u>	<u><u>507,600.00</u></u>	<u><u>690,000.00</u></u>	182,400.00	35.93%

		FY23 <u>ACTUAL</u>	FY23 <u>BUDGET</u>	FY24 <u>BUDGET</u>	FY25 <u>BUDGET</u>	INCREASE (DECREASE)	PERCENTAGE CHANGE
4100	DEPARTMENT OF PUBLIC WORKS - ADMINISTRATION						
14001001	50600 DPW COMMISSIONER	136,576.97	136,700.00	139,500.00	176,500.00	37,000.00	26.52%
14001001	50630 ASSISTANT COMMISSIONER-DPW	113,090.39	113,200.00	115,500.00	131,000.00	15,500.00	13.42%
14001001	50650 CAPTIAL MANAGER	-	-	-	131,000.00	131,000.00	N/A
14001002	50062 DPW FINANCIAL ANALYST	69,165.87	68,500.00	69,200.00	67,800.00	(1,400.00)	-2.02%
14001002	50520 PRINCIPAL CLERK	108,128.35	108,800.00	115,300.00	115,600.00	300.00	0.26%
14001002	50550 HEAD CLERK	<u>62,176.96</u>	<u>62,300.00</u>	<u>65,100.00</u>	<u>65,100.00</u>	-	0.00%
	DPW Admin Salaries	<u>489,138.54</u>	<u>489,500.00</u>	<u>504,600.00</u>	<u>687,000.00</u>	182,400.00	36.15%
14001005	54220 OFFICE SUPPLY/EXPENSES	<u>3,993.25</u>	<u>2,900.00</u>	<u>3,000.00</u>	<u>3,000.00</u>	-	0.00%
	DPW Admin Other	<u>3,993.25</u>	<u>2,900.00</u>	<u>3,000.00</u>	<u>3,000.00</u>	-	0.00%
TOTAL	DPW ADMINISTRATION	<u>493,131.79</u>	<u>492,400.00</u>	<u>507,600.00</u>	<u>690,000.00</u>	182,400.00	35.93%

<u>DEPT#</u>	<u>DEPARTMENT NAME</u>	FY23 <u>ACTUAL</u>	FY23 <u>BUDGET</u>	FY24 <u>BUDGET</u>	FY25 <u>BUDGET</u>	INCREASE <u>(DECREASE)</u>	PERCENTAGE <u>CHANGE</u>
	DPW Engineering Salaries	703,636.12	837,350.00	885,950.00	817,450.00	(68,500.00)	-7.73%
	DPW Engineering Other	<u>165,214.66</u>	<u>164,850.00</u>	<u>164,850.00</u>	<u>164,850.00</u>	-	0.00%
4110	PUBLIC WORKS - ENGINEERING	<u><u>868,850.78</u></u>	<u><u>1,002,200.00</u></u>	<u><u>1,050,800.00</u></u>	<u><u>982,300.00</u></u>	(68,500.00)	-6.52%

			FY23 <u>ACTUAL</u>	FY23 <u>BUDGET</u>	FY24 <u>BUDGET</u>	FY25 <u>BUDGET</u>	INCREASE (DECREASE)	PERCENTAGE CHANGE
4110	DEPARTMENT OF PUBLIC WORKS - ENGINEERING							
14001101	50108	GIS ADMINISTRATOR	85,369.16	85,500.00	87,200.00	87,200.00	-	0.00%
14001101	50640	CITY ENGINEER	113,090.38	113,200.00	115,500.00	137,000.00	21,500.00	18.61%
14001101	50660	ASSISTANT CITY ENGINEER	101,504.00	101,600.00	103,700.00	-	(103,700.00)	-100.00%
14001101	50700	GRADE 2 ENGINEERING AIDE	-	59,500.00	65,600.00	65,600.00	-	0.00%
14001101	50705	ASSISTANT CIVIL ENGINEER	85,497.72	85,600.00	90,800.00	92,500.00	1,700.00	1.87%
14001101	50710	JUNIOR CIVIL ENGINEER	255,112.41	306,800.00	326,000.00	332,000.00	6,000.00	1.84%
14001102	51050	BOARD SCTY	420.16	2,500.00	2,500.00	2,500.00	-	0.00%
14001103	51183	PLAN MEMBER	17,250.00	23,100.00	23,100.00	23,100.00	-	0.00%
14001103	51240	TEMPORARY PART-TIME HELP	1,620.00	10,000.00	18,800.00	18,800.00	-	0.00%
14001103	51310	OVERTIME-REGULAR	12,373.76	12,000.00	15,000.00	20,000.00	5,000.00	33.33%
14001103	51430	LONGEVITY	11,182.35	11,300.00	11,500.00	12,500.00	1,000.00	8.70%
14001103	51440	EDUCATIONAL INCENTIVE	8,500.00	13,000.00	13,000.00	13,000.00	-	0.00%
14001103	51920	SICK LEAVE BUY BACK	7,187.43	7,400.00	7,400.00	7,400.00	-	0.00%
14001103	51940	CLOTHING ALLOWANCE	<u>4,528.75</u>	<u>5,850.00</u>	<u>5,850.00</u>	<u>5,850.00</u>	-	0.00%
		DPW Engineering Salaries	<u><u>703,636.12</u></u>	<u><u>837,350.00</u></u>	<u><u>885,950.00</u></u>	<u><u>817,450.00</u></u>	(68,500.00)	-7.73%
14001104	53150	ADVERTISING	1,362.32	1,500.00	1,500.00	1,500.00	-	0.00%
14001104	53180	PROF & TECH SERVICES	138,705.44	120,000.00	120,000.00	120,000.00	-	0.00%
14001105	54220	OFFICE SUPPLY/EXPENSES	5,066.12	5,600.00	5,600.00	5,600.00	-	0.00%



14001106	52500	REP/MAINT EQUIPMENT	2,750.00	2,750.00	2,750.00	2,750.00	-	0.00%
14001106	57830	ENVIRONMENTAL COMPLIANCE NPDES	<u>17,330.78</u>	<u>35,000.00</u>	<u>35,000.00</u>	<u>35,000.00</u>	-	0.00%
		DPW Engineering Other	<u>165,214.66</u>	<u>164,850.00</u>	<u>164,850.00</u>	<u>164,850.00</u>	-	0.00%
TOTAL	DPW ENGINEERING		<u>868,850.78</u>	<u>1,002,200.00</u>	<u>1,050,800.00</u>	<u>982,300.00</u>	(68,500.00)	-6.52%

<u>DEPT#</u>	<u>DEPARTMENT NAME</u>	FY23 <u>ACTUAL</u>	FY23 <u>BUDGET</u>	FY24 <u>BUDGET</u>	FY25 <u>BUDGET</u>	INCREASE <u>(DECREASE)</u>	PERCENTAGE <u>CHANGE</u>
	Streets - Snow / Ice Salaries	301,454.48	125,000.00	125,000.00	125,000.00	-	0.00%
	Streets - Snow / Ice Other	<u>1,865,805.11</u>	<u>375,000.00</u>	<u>875,000.00</u>	<u>875,000.00</u>	-	0.00%
4230	STREETS - SNOW / ICE	<u><u>2,167,259.59</u></u>	<u><u>500,000.00</u></u>	<u><u>1,000,000.00</u></u>	<u><u>1,000,000.00</u></u>	-	0.00%

		FY23 <u>ACTUAL</u>	FY23 <u>BUDGET</u>	FY24 <u>BUDGET</u>	FY25 <u>BUDGET</u>	INCREASE (DECREASE)	PERCENTAGE CHANGE
4230	DEPARTMENT OF PUBLIC WORKS - STREETS - SNOW / ICE						
14001203	51390 OVERTIME-SNOW & ICE	301,454.48	125,000.00	125,000.00	125,000.00	-	0.00%
14001206	52960 SNOW REMOVAL	773,439.17	275,000.00	525,000.00	525,000.00	-	0.00%
14001206	57040 OPERATING EXPENSES	<u>1,092,365.94</u>	<u>100,000.00</u>	<u>350,000.00</u>	<u>350,000.00</u>	-	0.00%
TOTAL	STREETS - SNOW / ICE	<u><u>2,167,259.59</u></u>	<u><u>500,000.00</u></u>	<u><u>1,000,000.00</u></u>	<u><u>1,000,000.00</u></u>	-	0.00%

<u>DEPT#</u>	<u>DEPARTMENT NAME</u>	FY23 <u>ACTUAL</u>	FY23 <u>BUDGET</u>	FY24 <u>BUDGET</u>	FY25 <u>BUDGET</u>	INCREASE <u>(DECREASE)</u>	PERCENTAGE <u>CHANGE</u>
	DPW Streets Salaries	1,304,303.57	1,436,710.00	1,493,450.00	1,514,750.00	21,300.00	1.43%
	DPW Streets Other	<u>788,529.35</u>	<u>773,750.00</u>	<u>840,950.00</u>	<u>840,950.00</u>	-	0.00%
4130	STREETS	<u><u>2,092,832.92</u></u>	<u><u>2,210,460.00</u></u>	<u><u>2,334,400.00</u></u>	<u><u>2,355,700.00</u></u>	21,300.00	0.91%

			FY23 <u>ACTUAL</u>	FY23 <u>BUDGET</u>	FY24 <u>BUDGET</u>	FY25 <u>BUDGET</u>	INCREASE (DECREASE)	PERCENTAGE CHANGE
4130	DEPARTMENT OF PUBLIC WORKS - STREETS							
14001301	50660	GENERAL FOREMAN	101,504.00	101,600.00	103,800.00	103,800.00	-	0.00%
14001301	50690	FOREMAN	253,743.32	253,800.00	260,000.00	260,000.00	-	0.00%
14001303	50740	EQUIPMENT OPERATORS	742,845.40	913,500.00	943,000.00	943,000.00	-	0.00%
14001303	51240	TEMPORARY PART-TIME HELP	12,635.50	6,000.00	6,000.00	6,000.00	-	0.00%
14001303	51310	OVERTIME-REGULAR	105,971.69	60,000.00	75,000.00	95,000.00	20,000.00	26.67%
14001303	51430	LONGEVITY	24,243.34	24,500.00	24,800.00	25,700.00	900.00	3.63%
14001303	51440	EDUCATIONAL INCENTIVE	11,300.00	16,500.00	16,500.00	16,500.00	-	0.00%
14001303	51470	INTERIM FOREMAN	9,835.86	14,200.00	14,200.00	14,200.00	-	0.00%
14001303	51920	SICK LEAVE BUY BACK	20,593.95	21,400.00	24,400.00	24,400.00	-	0.00%
14001303	51940	CLOTHING ALLOWANCE	19,078.75	21,760.00	22,000.00	22,400.00	400.00	1.82%
14001303	51980	LICENSE FEE	451.76	900.00	1,200.00	1,200.00	-	0.00%
14001303	51990	MEAL ALLOWANCES	<u>2,100.00</u>	<u>2,550.00</u>	<u>2,550.00</u>	<u>2,550.00</u>	-	0.00%
		DPW Streets Salaries	<u>1,304,303.57</u>	<u>1,436,710.00</u>	<u>1,493,450.00</u>	<u>1,514,750.00</u>	21,300.00	1.43%
14001304	53140	CONTRACT SERVICES	560,518.45	450,000.00	500,000.00	500,000.00	-	0.00%
14001305	54220	OFFICE SUPPLY/EXPENSES	477.13	1,250.00	1,250.00	1,250.00	-	0.00%
14001305	54820	SHOP SUPPLIES	5,119.10	5,500.00	5,500.00	5,500.00	-	0.00%
14001305	55310	HIGHWAY CONSTR MATERIALS	153,943.14	182,800.00	200,000.00	200,000.00	-	0.00%
14001306	52500	REP/MAINT EQUIPMENT	2,909.24	3,000.00	3,000.00	3,000.00	-	0.00%

14001306	52600	TRAFFIC & FLD LIGHT REPAIRS	34,336.18	30,000.00	30,000.00	30,000.00	-	0.00%
14001306	54240	LICENSE & INSPECTION FEES	775.35	1,200.00	1,200.00	1,200.00	-	0.00%
14001306	55400	SIDEWALK MAINTENANCE	<u>30,450.76</u>	<u>100,000.00</u>	<u>100,000.00</u>	<u>100,000.00</u>	-	0.00%
		DPW Streets Other	<u>788,529.35</u>	<u>773,750.00</u>	<u>840,950.00</u>	<u>840,950.00</u>	-	0.00%
TOTAL		DEPARTMENT OF PUBLIC WORKS - STREETS	<u>2,092,832.92</u>	<u>2,210,460.00</u>	<u>2,334,400.00</u>	<u>2,355,700.00</u>	21,300.00	0.91%

<u>DEPT#</u>	<u>DEPARTMENT NAME</u>	FY23 <u>ACTUAL</u>	FY23 <u>BUDGET</u>	FY24 <u>BUDGET</u>	FY25 <u>BUDGET</u>	INCREASE (DECREASE)	PERCENTAGE CHANGE
	DPW Repair Salaries	425,461.42	431,665.00	451,100.00	470,600.00	19,500.00	4.32%
	DPW Repair Other	<u>721,588.60</u>	<u>806,400.00</u>	<u>856,700.00</u>	<u>856,700.00</u>	-	0.00%
4140	DPW REPAIR SHOP	<u><u>1,147,050.02</u></u>	<u><u>1,238,065.00</u></u>	<u><u>1,307,800.00</u></u>	<u><u>1,327,300.00</u></u>	19,500.00	1.49%

		FY23 <u>ACTUAL</u>	FY23 <u>BUDGET</u>	FY24 <u>BUDGET</u>	FY25 <u>BUDGET</u>	INCREASE (DECREASE)	PERCENTAGE CHANGE
4140	DEPARTMENT OF PUBLIC WORKS - REPAIR SHOP						
14001401	50690 FOREMAN	81,978.62	84,600.00	86,400.00	86,400.00	-	0.00%
14001401	50692 SUPT OF AUTOMOTIVE MAINTENANCE	101,504.00	101,600.00	103,800.00	103,800.00	-	0.00%
14001403	50745 MOTOR EQUIPMENT REPAIRMEN	194,131.25	194,200.00	202,000.00	202,300.00	300.00	0.15%
14001403	51240 TEMPORARY PART-TIME HELP	6,567.75	14,400.00	15,600.00	15,600.00	-	0.00%
14001403	51310 OVERTIME-REGULAR	5,858.23	4,000.00	6,000.00	8,000.00	2,000.00	33.33%
14001403	51430 LONGEVITY	10,754.18	10,800.00	11,700.00	14,300.00	2,600.00	22.22%
14001403	51440 EDUCATIONAL INCENTIVE	7,000.00	7,800.00	7,800.00	12,000.00	4,200.00	53.85%
14001403	51470 INTERIM FOREMAN	9,872.39	3,770.00	7,000.00	17,000.00	10,000.00	142.86%
14001403	51920 SICK LEAVE BUY BACK	-	2,400.00	2,700.00	2,800.00	100.00	3.70%
14001403	51940 CLOTHING ALLOWANCE	7,195.00	7,495.00	7,500.00	7,800.00	300.00	4.00%
14001403	51990 MEALS	<u>600.00</u>	<u>600.00</u>	<u>600.00</u>	<u>600.00</u>	-	0.00%
	DPW Repair Salaries	<u>425,461.42</u>	<u>431,665.00</u>	<u>451,100.00</u>	<u>470,600.00</u>	19,500.00	4.32%
14001405	54220 OFFICE SUPPLY/EXPENSES	4,850.42	5,700.00	5,700.00	5,700.00	-	0.00%
14001406	54240 LICENSE & INSPECTION FEES	1,229.85	700.00	1,000.00	1,000.00	-	0.00%
14001406	54810 REP/MAINT SUPPLIES-VEHICLES	375,153.49	300,000.00	350,000.00	450,000.00	100,000.00	28.57%
14001406	54830 FUEL & LUBRICANTS	<u>340,354.84</u>	<u>500,000.00</u>	<u>500,000.00</u>	<u>400,000.00</u>	(100,000.00)	-20.00%
	DPW Repair Other	<u>721,588.60</u>	<u>806,400.00</u>	<u>856,700.00</u>	<u>856,700.00</u>	-	0.00%
TOTAL	DEPARTMENT OF PUBLIC WORKS - REPAIR SHOP	<u>1,147,050.02</u>	<u>1,238,065.00</u>	<u>1,307,800.00</u>	<u>1,327,300.00</u>	19,500.00	1.49%



<u>DEPT#</u>	<u>DEPARTMENT NAME</u>	FY23 <u>ACTUAL</u>	FY23 <u>BUDGET</u>	FY24 <u>BUDGET</u>	FY25 <u>BUDGET</u>	INCREASE <u>(DECREASE)</u>	PERCENTAGE <u>CHANGE</u>
	Forestry, Parks, Cemt Salaries	1,559,631.78	1,618,490.00	1,641,100.00	1,651,100.00	10,000.00	0.61%
	Forestry, Parks, Cemt Other	<u>345,748.88</u>	<u>366,950.00</u>	<u>401,950.00</u>	<u>436,950.00</u>	35,000.00	8.71%
4150	DPW FORESTRY, PARKS & CEMETARY	<u><u>1,905,380.66</u></u>	<u><u>1,985,440.00</u></u>	<u><u>2,043,050.00</u></u>	<u><u>2,088,050.00</u></u>	45,000.00	2.20%

			FY23 <u>ACTUAL</u>	FY23 <u>BUDGET</u>	FY24 <u>BUDGET</u>	FY25 <u>BUDGET</u>	INCREASE (DECREASE)	PERCENTAGE CHANGE
4150	DEPARTMENT OF PUBLIC WORKS FORESTRY, PARKS & CEMETARY							
14001501	50680	GENERAL FOREMAN	101,504.00	101,600.00	103,800.00	103,800.00	-	0.00%
14001501	50690	FOREMAN	253,743.30	253,800.00	258,900.00	258,900.00	-	0.00%
14001503	50740	EQUIPMENT OPERATORS	902,195.74	1,036,600.00	1,010,400.00	1,010,400.00	-	0.00%
14001503	51240	TEMPORARY PART-TIME HELP	23,908.00	50,000.00	50,000.00	50,000.00	-	0.00%
14001503	51310	OVERTIME-REGULAR	156,465.18	70,000.00	100,000.00	120,000.00	20,000.00	20.00%
14001503	51430	LONGEVITY	36,689.03	34,500.00	35,000.00	14,000.00	(21,000.00)	-60.00%
14001503	51440	EDUCATIONAL INCENTIVE	13,908.00	14,900.00	15,000.00	15,000.00	-	0.00%
14001503	51470	INTERIM FOREMAN	33,259.90	15,000.00	25,000.00	36,000.00	11,000.00	44.00%
14001503	51920	SICK LEAVE BUY BACK	13,138.63	15,000.00	15,000.00	15,000.00	-	0.00%
14001503	51940	CLOTHING ALLOWANCE	22,420.00	24,240.00	25,000.00	25,000.00	-	0.00%
14001503	51990	MEAL ALLOWANCES	<u>2,400.00</u>	<u>2,850.00</u>	<u>3,000.00</u>	<u>3,000.00</u>	-	0.00%
		Forestry, Parks, Cemt Salaries	<u>1,559,631.78</u>	<u>1,618,490.00</u>	<u>1,641,100.00</u>	<u>1,651,100.00</u>	10,000.00	0.61%
14001504	53140	CONTRACT SERVICES	123,708.00	105,000.00	120,000.00	120,000.00	-	0.00%
14001504	53810	INSECT & PEST CONTROL	3,302.69	4,800.00	4,800.00	4,800.00	-	0.00%
14001505	54220	OFFICE SUPPLY/EXPENSES	3,175.90	3,400.00	3,400.00	3,400.00	-	0.00%
14001505	54610	GENERAL MATERIALS	45,762.45	50,000.00	50,000.00	50,000.00	-	0.00%
14001505	54820	SHOP SUPPLIES	1,600.00	1,600.00	1,600.00	1,600.00	-	0.00%
14001506	52500	REP/MAINT EQUIPMENT	2,149.51	2,310.00	2,310.00	2,310.00	-	0.00%

14001506	54240	LICENSE & INSPECTION FEES	2,698.87	3,320.00	3,320.00	3,320.00	-	0.00%
14001506	54640	PARK MAINTENANCE	162,243.13	195,000.00	215,000.00	250,000.00	35,000.00	16.28%
14001506	58770	EQUIPMENT/TOOLS REPLACEMENT	<u>1,108.33</u>	<u>1,520.00</u>	<u>1,520.00</u>	<u>1,520.00</u>	-	0.00%
		Forestry, Parks, Cemt Other	<u>345,748.88</u>	<u>366,950.00</u>	<u>401,950.00</u>	<u>436,950.00</u>	35,000.00	8.71%
TOTAL	DPW - FORESTRY, PARKS & CEMETARY		<u>1,905,380.66</u>	<u>1,985,440.00</u>	<u>2,043,050.00</u>	<u>2,088,050.00</u>	45,000.00	2.20%

<u>DEPT#</u>	<u>DEPARTMENT NAME</u>	FY23 <u>ACTUAL</u>	FY23 <u>BUDGET</u>	FY24 <u>BUDGET</u>	FY25 <u>BUDGET</u>	INCREASE <u>(DECREASE)</u>	PERCENTAGE <u>CHANGE</u>
	Solid Waste & Recycling, Salaries	226,014.80	249,300.00	348,200.00	348,200.00	-	0.00%
	Solid Waster & Recycling, Other	<u>3,714,392.65</u>	<u>3,694,500.00</u>	<u>3,978,000.00</u>	<u>4,113,000.00</u>	135,000.00	3.39%
4300	SOLID WASTE & RECYCLING	<u><u>3,940,407.45</u></u>	<u><u>3,943,800.00</u></u>	<u><u>4,326,200.00</u></u>	<u><u>4,461,200.00</u></u>	135,000.00	3.12%

			FY23 <u>ACTUAL</u>	FY23 <u>BUDGET</u>	FY24 <u>BUDGET</u>	FY25 <u>BUDGET</u>	INCREASE (DECREASE)	PERCENTAGE CHANGE
4300	SOLID WASTE & RECYCLING							
14003001	50690	FOREMAN	84,581.09	84,700.00	86,500.00	86,500.00	-	0.00%
14003001	50750	EQUIPMENT OPERATOR	-	-	67,400.00	67,400.00	-	0.00%
14003003	51240	ATTENDANTS	76,665.07	120,100.00	137,000.00	137,000.00	-	0.00%
14003003	51310	OVERTIME-REGULAR	56,788.53	30,000.00	40,000.00	40,000.00	-	0.00%
14003003	51430	LONGEVITY	1,691.62	1,800.00	1,800.00	1,800.00	-	0.00%
14003003	51440	EDUCATIONAL INCENTIVE	300.00	300.00	700.00	700.00	-	0.00%
14003003	51470	INTERIM FOREMAN	-	5,000.00	5,000.00	5,000.00	-	0.00%
14003003	51920	SICK LEAVE BUY BACK	3,780.45	3,300.00	3,400.00	3,400.00	-	0.00%
14003003	51940	CLOTHING ALLOWANCE	2,058.04	3,950.00	6,100.00	6,100.00	-	0.00%
14003003	51990	MEAL ALLOWANCE	<u>150.00</u>	<u>150.00</u>	<u>300.00</u>	<u>300.00</u>	-	0.00%
		Solid Waste & Recycling Salaries	<u>226,014.80</u>	<u>249,300.00</u>	<u>348,200.00</u>	<u>348,200.00</u>	-	0.00%
14003006	52920	RUBBISH COLLECTION	2,531,247.53	2,504,000.00	2,700,000.00	2,835,000.00	135,000.00	5.00%
14003006	52925	CURBSIDE RECYCLING	745,964.17	740,000.00	800,000.00	800,000.00	-	0.00%
14003006	52940	TRANSFER STATION	378,188.04	388,000.00	415,000.00	415,000.00	-	0.00%
14003006	53167	ADVERTISING/PROMOTIONS	2,500.00	2,500.00	2,500.00	2,500.00	-	0.00%
14003006	54240	LICENSE & INSPECTION FEES	-	-	500.00	500.00	-	0.00%
14003006	58654	HAZMAT COLLECTION DAY	<u>56,492.91</u>	<u>60,000.00</u>	<u>60,000.00</u>	<u>60,000.00</u>	-	0.00%
		Solid Waste & Recycling Other	<u>3,714,392.65</u>	<u>3,694,500.00</u>	<u>3,978,000.00</u>	<u>4,113,000.00</u>	135,000.00	3.39%

TOTAL	SOLID WASTE & RECYCLING	<u>3,940,407.45</u>	<u>3,943,800.00</u>	<u>4,326,200.00</u>	<u>4,461,200.00</u>	<u>135,000.00</u>	3.12%
-------	-------------------------	---------------------	---------------------	---------------------	---------------------	-------------------	-------

DEPT#	<u>DEPARTMENT NAME</u>	FY23 <u>ACTUAL</u>	FY23 <u>BUDGET</u>	FY24 <u>BUDGET</u>	FY25 <u>BUDGET</u>	INCREASE <u>(DECREASE)</u>	PERCENTAGE <u>CHANGE</u>
	Parks & Recreation Salaries	237,099.98	282,771.00	301,871.00	297,444.00	(4,427.00)	-1.47%
	Parks & Recreation Other	<u>28,998.67</u>	<u>29,000.00</u>	<u>29,000.00</u>	<u>29,000.00</u>	-	0.00%
4920	PARKS & RECREATION	<u><u>266,098.65</u></u>	<u><u>311,771.00</u></u>	<u><u>330,871.00</u></u>	<u><u>326,444.00</u></u>	(4,427.00)	-1.34%

			FY23 <u>ACTUAL</u>	FY23 <u>BUDGET</u>	FY24 <u>BUDGET</u>	FY25 <u>BUDGET</u>	INCREASE <u>(DECREASE)</u>	PERCENTAGE <u>CHANGE</u>
4920	RECREATION DEPARTMENT							
14920001	50110	DIRECTOR	89,647.01	89,648.00	91,440.00	91,440.00	-	0.00%
14920001	50166	RECREATION PROGRAM MANAGER	65,054.62	65,055.00	66,356.00	66,356.00	-	0.00%
14920002	50770	SENIOR CLERK	48,477.68	48,478.00	49,448.00	49,448.00	-	0.00%
14920003	51240	TEMPORARY PART-TIME HELP	29,531.14	75,200.00	90,200.00	90,200.00	-	0.00%
14920003	51430	LONGEVITY	2,525.00	2,525.00	2,525.00	-	(2,525.00)	-100.00%
14920003	51920	SICK LEAVE BUY BACK	<u>1,864.53</u>	<u>1,865.00</u>	<u>1,902.00</u>	-	(1,902.00)	-100.00%
		Parks & Recreation Salaries	<u>237,099.98</u>	<u>282,771.00</u>	<u>301,871.00</u>	<u>297,444.00</u>	(4,427.00)	-1.47%
14920005	54220	OFFICE SUPPLY/EXPENSES	1,698.67	1,700.00	1,700.00	1,700.00	-	0.00%
14920007	53610	EQUIP & SUPPLIES-YOUTH ACTIV	<u>27,300.00</u>	<u>27,300.00</u>	<u>27,300.00</u>	<u>27,300.00</u>	-	0.00%
		Parks & Recreation Other	<u>28,998.67</u>	<u>29,000.00</u>	<u>29,000.00</u>	<u>29,000.00</u>	-	0.00%
TOTAL	RECREATION DEPARTMENT		<u>266,098.65</u>	<u>311,771.00</u>	<u>330,871.00</u>	<u>326,444.00</u>	(4,427.00)	-1.34%



<u>DEPT#</u>	<u>DEPARTMENT NAME</u>	FY23 <u>ACTUAL</u>	FY23 <u>BUDGET</u>	FY24 <u>BUDGET</u>	FY25 <u>BUDGET</u>	INCREASE (DECREASE)	PERCENTAGE CHANGE
	Health & Licensing Salaries	377,754.47	378,377.00	453,546.00	377,402.00	(76,144.00)	-16.79%
	Health & Licensing Other	<u>28,367.81</u>	<u>45,150.00</u>	<u>45,150.00</u>	<u>45,664.00</u>	514.00	1.14%
5120	HEALTH AND LICENSING	<u><u>406,122.28</u></u>	<u><u>423,527.00</u></u>	<u><u>498,696.00</u></u>	<u><u>423,066.00</u></u>	(75,630.00)	-15.17%

			FY23 <u>ACTUAL</u>	FY23 <u>BUDGET</u>	FY24 <u>BUDGET</u>	FY25 <u>BUDGET</u>	INCREASE <u>(DECREASE)</u>	PERCENTAGE <u>CHANGE</u>
5120	HEALTH AND LICENSING							
15120001	50220	SEALER OF WEIGHTS & MEASURES	24,225.00	25,795.00	25,194.00	25,194.00	-	0.00%
15120001	50390	NURSE	71,731.03	72,901.00	76,081.00	76,273.00	192.00	0.25%
15120001	50605	DIRECTOR OF PUBLIC HEALTH	102,595.76	102,872.00	104,648.00	96,212.00	(8,436.00)	-8.06%
15120001	50607	SUBSTANCE USE PREVENT COORD	2,275.38	-	61,500.00	-	(61,500.00)	-100.00%
15120001	50611	ASSISTANT SANITARIAN	115,725.17	116,018.00	120,330.00	113,930.00	(6,400.00)	-5.32%
15120002	50520	PRINCIPAL CLERK	56,573.11	56,573.00	57,705.00	57,705.00	-	0.00%
15120003	50990	BOARD OF HEALTH MEMBERS	2,171.63	2,818.00	2,818.00	2,818.00	-	0.00%
15120003	51240	TEMPORARY PART-TIME HELP	-	-	1,200.00	1,200.00	-	0.00%
15120003	51430	LONGEVITY	450.00	-	450.00	450.00	-	0.00%
15120003	51920	SICK LEAVE BUY BACK	621.68	-	2,220.00	2,220.00	-	0.00%
15120003	51940	CLOTHING ALLOWANCE	<u>1,385.71</u>	<u>1,400.00</u>	<u>1,400.00</u>	<u>1,400.00</u>	-	0.00%
		Health & Licensing Salaries	<u><u>377,754.47</u></u>	<u><u>378,377.00</u></u>	<u><u>453,546.00</u></u>	<u><u>377,402.00</u></u>	(76,144.00)	-16.79%
15120004	53140	CONTRACT SERVICES	23,050.23	24,700.00	24,700.00	25,075.00	375.00	1.52%
15120005	54220	OFFICE SUPPLY/EXPENSES	<u>5,317.58</u>	<u>20,450.00</u>	<u>20,450.00</u>	<u>20,589.00</u>	139.00	0.68%
		Health & Licensing Other	<u><u>28,367.81</u></u>	<u><u>45,150.00</u></u>	<u><u>45,150.00</u></u>	<u><u>45,664.00</u></u>	514.00	1.14%
TOTAL	HEALTH AND LICENSING		<u><u>406,122.28</u></u>	<u><u>423,527.00</u></u>	<u><u>498,696.00</u></u>	<u><u>423,066.00</u></u>	(75,630.00)	-15.17%

<u>DEPT#</u>	<u>DEPARTMENT NAME</u>	FY23 <u>ACTUAL</u>	FY23 <u>BUDGET</u>	FY24 <u>BUDGET</u>	FY25 <u>BUDGET</u>	INCREASE <u>(DECREASE)</u>	PERCENTAGE <u>CHANGE</u>
	Human Services Other	<u>40,230.00</u>	<u>41,106.00</u>	<u>110,000.00</u>	<u>110,000.00</u>	-	0.00%
5270	HUMAN SERVICES	<u>40,230.00</u>	<u>41,106.00</u>	<u>110,000.00</u>	<u>110,000.00</u>	-	0.00%

		FY23 <u>ACTUAL</u>	FY23 <u>BUDGET</u>	FY24 <u>BUDGET</u>	FY25 <u>BUDGET</u>	INCREASE (DECREASE)	PERCENTAGE CHANGE
5270	HUMAN SERVICES						
15270004	53140 CONTRACT SERVICES	<u>40,230.00</u>	<u>41,106.00</u>	<u>110,000.00</u>	<u>110,000.00</u>	-	0.00%
TOTAL	HUMAN SERVICES	<u><u>40,230.00</u></u>	<u><u>41,106.00</u></u>	<u><u>110,000.00</u></u>	<u><u>110,000.00</u></u>	-	0.00%

<u>DEPT#</u>	<u>DEPARTMENT NAME</u>	FY23 <u>ACTUAL</u>	FY23 <u>BUDGET</u>	FY24 <u>BUDGET</u>	FY25 <u>BUDGET</u>	INCREASE <u>(DECREASE)</u>	PERCENTAGE <u>CHANGE</u>
	COA Salaries	105,230.62	105,703.00	107,808.00	160,855.00	53,047.00	49.21%
	COA Other	-	4.00	-	-	-	N/A
5410	COUNCIL ON AGING	<u>105,230.62</u>	<u>105,707.00</u>	<u>107,808.00</u>	<u>160,855.00</u>	53,047.00	49.21%

			FY23 <u>ACTUAL</u>	FY23 <u>BUDGET</u>	FY24 <u>BUDGET</u>	FY25 <u>BUDGET</u>	INCREASE (DECREASE)	PERCENTAGE CHANGE
5410	COUNCIL ON AGING							
15410001	50190	DIRECTOR ELDERLY AFFAIRS	86,943.54	87,408.00	89,155.00	89,155.00	-	0.00%
15410001	50312	OUTREACH WORKER		1.00	-	53,047.00	53,047.00	N/A
15410001	50996	SOCIAL SERVICE COORDINATOR	18,287.08	18,290.00	18,653.00	18,653.00	-	0.00%
15410002	50584	CLERK TYPIST		1.00	-	-	-	N/A
15410002	50770	SENIOR CLERK		1.00	-	-	-	N/A
15410003	51430	LONGEVITY		1.00	-	-	-	N/A
15410003	51920	SICK LEAVE BUY BACK		1.00	-	-	-	N/A
		COA Salaries	<u>105,230.62</u>	<u>105,703.00</u>	<u>107,808.00</u>	<u>160,855.00</u>	53,047.00	49.21%
15410004	53140	CONTRACT SERVICES		1.00	-	-	-	N/A
15410005	54220	OFFICE SUPPLY/EXPENSES		1.00	-	-	-	N/A
15410006	57072	PROGRAM FUNDING		1.00	-	-	-	N/A
15410006	57075	TRANSPORTATION		1.00	-	-	-	N/A
		COA Other	<u>-</u>	<u>4.00</u>	<u>-</u>	<u>-</u>	-	N/A
TOTAL	COUNCIL ON AGING		<u>105,230.62</u>	<u>105,707.00</u>	<u>107,808.00</u>	<u>160,855.00</u>	53,047.00	49.21%

<u>DEPT#</u>	<u>DEPARTMENT NAME</u>	FY23 <u>ACTUAL</u>	FY23 <u>BUDGET</u>	FY24 <u>BUDGET</u>	FY25 <u>BUDGET</u>	INCREASE <u>(DECREASE)</u>	PERCENTAGE <u>CHANGE</u>
	Veteran Salaries	70,385.53	70,390.00	73,224.00	74,688.00	1,464.00	2.00%
	Veteran Other	<u>121,828.54</u>	<u>161,300.00</u>	<u>161,500.00</u>	<u>156,500.00</u>	(5,000.00)	-3.10%
5430	VETERANS' SERVICES	<u><u>192,214.07</u></u>	<u><u>231,690.00</u></u>	<u><u>234,724.00</u></u>	<u><u>231,188.00</u></u>	(3,536.00)	-1.51%

			FY23 <u>ACTUAL</u>	FY23 <u>BUDGET</u>	FY24 <u>BUDGET</u>	FY25 <u>BUDGET</u>	INCREASE <u>(DECREASE)</u>	PERCENTAGE <u>CHANGE</u>
5430	VETERANS' SERVICES							
15430001	50080	VETERANS DIRECTOR	<u>70,385.53</u>	<u>70,390.00</u>	<u>73,224.00</u>	<u>74,688.00</u>	1,464.00	2.00%
		Veteran Salaries	<u>70,385.53</u>	<u>70,390.00</u>	<u>73,224.00</u>	<u>74,688.00</u>	1,464.00	2.00%
15430005	54220	OFFICE SUPPLIES	547.71	1,000.00	1,000.00	6,000.00	5,000.00	500.00%
15430006	52750	VETERANS SERVICES	10,000.00	10,000.00	10,000.00	10,000.00	-	0.00%
15430006	57710	VETERANS' BENEFITS	110,980.83	150,000.00	150,000.00	140,000.00	(10,000.00)	-6.67%
15430006	57780	CARE SOLDIERS & SAILORS GRAVES	<u>300.00</u>	<u>300.00</u>	<u>500.00</u>	<u>500.00</u>	-	0.00%
		Veteran Other	<u>121,828.54</u>	<u>161,300.00</u>	<u>161,500.00</u>	<u>156,500.00</u>	(5,000.00)	-3.10%
TOTAL		VETERANS' SERVICES	<u>192,214.07</u>	<u>231,690.00</u>	<u>234,724.00</u>	<u>231,188.00</u>	(3,536.00)	-1.51%



<u>DEPT#</u>	<u>DEPARTMENT NAME</u>	FY23 <u>ACTUAL</u>	FY23 <u>BUDGET</u>	FY24 <u>BUDGET</u>	FY25 <u>BUDGET</u>	INCREASE <u>(DECREASE)</u>	PERCENTAGE <u>CHANGE</u>
	Library Salaries	726,139.14	878,950.00	1,028,580.00	1,054,804.00	26,224.00	2.55%
	Library Other	<u>192,549.94</u>	<u>192,939.00</u>	<u>190,783.00</u>	<u>208,783.00</u>	18,000.00	9.43%
6100	LIBRARY	<u><u>918,689.08</u></u>	<u><u>1,071,889.00</u></u>	<u><u>1,219,363.00</u></u>	<u><u>1,263,587.00</u></u>	44,224.00	3.63%

			FY23 <u>ACTUAL</u>	FY23 <u>BUDGET</u>	FY24 <u>BUDGET</u>	FY25 <u>BUDGET</u>	INCREASE (DECREASE)	PERCENTAGE CHANGE
6100	LIBRARY							
16100001	50230	LIBRARY DIRECTOR	137,942.69	115,421.00	107,657.00	109,809.00	2,152.00	2.00%
16100001	50300	ASSISTANT DIRECTOR	68,244.41	68,707.00	70,085.00	82,243.00	12,158.00	17.35%
16100001	50470	CHILDREN'S LIBRARIAN	58,593.79	58,594.00	59,766.00	59,766.00	-	0.00%
16100001	50471	YOUNG ADULT LIBRARIAN	54,523.48	54,524.00	56,706.00	57,704.00	998.00	1.76%
16100001	50475	HEAD ADULT SERVICES LIBRARIAN	-	-	61,580.00	61,861.00	281.00	0.46%
16100001	50478	PROGRAM OUTREACH LIBRARIAN	-	-	54,410.00	55,332.00	922.00	1.69%
16100001	50480	CATALOGUER	52,151.96	52,169.00	55,930.00	57,704.00	1,774.00	3.17%
16100001	50656	HEAD OF CIRCULATION	63,655.28	63,656.00	64,928.00	60,008.00	(4,920.00)	-7.58%
16100002	50520	PRINCIPAL CLERK	46,344.71	56,574.00	54,862.00	57,704.00	2,842.00	5.18%
16100003	50490	LIBRARY STAFF	45,848.49	45,849.00	48,628.00	49,447.00	819.00	1.68%
16100003	50860	FULL-TIME LIBRARY CLERK	70,438.80	70,440.00	71,848.00	71,848.00	-	0.00%
16100003	51259	REFERENCE LIBRARIAN PART TIME	36,885.61	65,339.00	81,222.00	84,173.00	2,951.00	3.63%
16100003	51261	PART-TIME LIBRARY CLERKS	73,550.98	196,372.00	198,678.00	204,475.00	5,797.00	2.92%
16100003	51262	LIBRARY PAGES	15,190.67	28,355.00	39,780.00	39,780.00	-	0.00%
16100003	51430	LONGEVITY	268.27	450.00	-	450.00	450.00	N/A
16100003	51440	EDUCATIONAL INCENTIVE	<u>2,500.00</u>	<u>2,500.00</u>	<u>2,500.00</u>	<u>2,500.00</u>	-	0.00%
		Library Salaries	<u>726,139.14</u>	<u>878,950.00</u>	<u>1,028,580.00</u>	<u>1,054,804.00</u>	26,224.00	2.55%
16100005	55250	LIBRARY SUPPLIES	12,000.00	12,000.00	14,000.00	14,000.00	-	0.00%

16100006	52520	REP/MAINT OFFICE EQUIP	4,000.00	4,000.00	4,000.00	4,000.00	-	0.00%
16100006	53426	C.W.MARS NETWORK	40,143.00	40,143.00	36,783.00	36,783.00	-	0.00%
16100006	55205	LIBRARY MATERIALS	132,406.94	132,796.00	130,000.00	150,000.00	20,000.00	15.38%
16100006	55261	PROGRAMS	<u>4,000.00</u>	<u>4,000.00</u>	<u>6,000.00</u>	<u>4,000.00</u>	(2,000.00)	-33.33%
		Library Other	<u>192,549.94</u>	<u>192,939.00</u>	<u>190,783.00</u>	<u>208,783.00</u>	18,000.00	9.43%
TOTAL	LIBRARY		<u>918,689.08</u>	<u>1,071,889.00</u>	<u>1,219,363.00</u>	<u>1,263,587.00</u>	44,224.00	3.63%

<u>DEPT#</u>	<u>DEPARTMENT NAME</u>	FY23 <u>ACTUAL</u>	FY23 <u>BUDGET</u>	FY24 <u>BUDGET</u>	FY25 <u>BUDGET</u>	INCREASE <u>(DECREASE)</u>	PERCENTAGE <u>CHANGE</u>
6920	CELEBRATIONS	<u>38,497.90</u>	<u>38,500.00</u>	<u>38,500.00</u>	<u>38,500.00</u>	-	0.00%

			FY23 <u>ACTUAL</u>	FY23 <u>BUDGET</u>	FY24 <u>BUDGET</u>	FY25 <u>BUDGET</u>	INCREASE (DECREASE)	PERCENTAGE CHANGE
6920	CELEBRATIONS							
16920004	53150	ADVERTISING	998.00	1,000.00	1,000.00	1,000.00	-	0.00%
16920006	53551	SUMMER CONCERTS	8,000.00	8,000.00	8,000.00	8,000.00	-	0.00%
16920006	53652	LABOR DAY-PARADE	18,000.00	18,000.00	18,000.00	18,000.00	-	0.00%
16920006	53660	MEMORIAL & VETERANS DAY	3,500.00	3,500.00	3,500.00	3,500.00	-	0.00%
16920006	53710	OTH CELEBRATIONS/SPEC EVENTS	<u>7,999.90</u>	<u>8,000.00</u>	<u>8,000.00</u>	<u>8,000.00</u>	-	0.00%
TOTAL	CELEBRATIONS		<u><u>38,497.90</u></u>	<u><u>38,500.00</u></u>	<u><u>38,500.00</u></u>	<u><u>38,500.00</u></u>	-	0.00%

<u>DEPT#</u>	<u>DEPARTMENT NAME</u>	FY23 <u>ACTUAL</u>	FY23 <u>BUDGET</u>	FY24 <u>BUDGET</u>	FY25 <u>BUDGET</u>	INCREASE <u>(DECREASE)</u>	PERCENTAGE <u>CHANGE</u>
6990	FT MEADOW	<u>16,494.71</u>	<u>24,600.00</u>	<u>32,200.00</u>	<u>32,200.00</u>	-	0.00%

			FY23 <u>ACTUAL</u>	FY23 <u>BUDGET</u>	FY24 <u>BUDGET</u>	FY25 <u>BUDGET</u>	INCREASE (DECREASE)	PERCENTAGE CHANGE
6990	FT MEADOW							
16990005	54611	BOAT DOCK SUPPLIES	544.71	400.00	400.00	400.00	-	0.00%
16990006	53920	WEED CONTROL	14,750.00	23,000.00	30,000.00	30,000.00	-	0.00%
16990006	57100	INSTATE TRAVEL	<u>1,200.00</u>	<u>1,200.00</u>	<u>1,800.00</u>	<u>1,800.00</u>	-	0.00%
TOTAL	FT MEADOW		<u>16,494.71</u>	<u>24,600.00</u>	<u>32,200.00</u>	<u>32,200.00</u>	-	0.00%

<u>DEPT#</u>	<u>DEPARTMENT NAME</u>	FY23 <u>ACTUAL</u>	FY23 <u>BUDGET</u>	FY24 <u>BUDGET</u>	FY25 <u>BUDGET</u>	INCREASE <u>(DECREASE)</u>	PERCENTAGE <u>CHANGE</u>
7110	RETIREMENT OF DEBT	<u>4,902,876.95</u>	<u>4,945,276.00</u>	<u>4,744,000.00</u>	<u>4,258,800.00</u>	(485,200.00)	-10.23%



			FY23 <u>ACTUAL</u>	FY23 <u>BUDGET</u>	FY24 <u>BUDGET</u>	FY25 <u>BUDGET</u>	INCREASE (DECREASE)	PERCENTAGE CHANGE
7110	RETIREMENT OF DEBT							
17110006	59964	2012 MULTI PURPOSE BOND	275,000.00	275,000.00	275,000.00	275,000.00	-	0.00%
17110006	59966	2016 MULTI PURPOSE BOND	1,810,000.00	1,810,000.00	1,645,000.00	1,220,000.00	(425,000.00)	-25.84%
17110006	59967	2017 MULTI PURPOSE BOND	270,000.00	270,000.00	270,000.00	265,000.00	(5,000.00)	-1.85%
17110006	59968	2018 MULTI PURPOSE BOND	695,000.00	695,000.00	695,000.00	695,000.00	-	0.00%
17110006	59969	2019 MULTI PURPOSE BOND	590,000.00	590,000.00	590,000.00	590,000.00	-	0.00%
17110006	59970	2020 MULTI PURPOSE BOND	621,000.00	621,000.00	624,000.00	568,800.00	(55,200.00)	-8.85%
17110006	59971	2022 MULTI PURPOSE BOND	<u>641,876.95</u>	<u>684,276.00</u>	<u>645,000.00</u>	<u>645,000.00</u>	-	0.00%
TOTAL	RETIREMENT OF DEBT		<u><u>4,902,876.95</u></u>	<u><u>4,945,276.00</u></u>	<u><u>4,744,000.00</u></u>	<u><u>4,258,800.00</u></u>	(485,200.00)	-10.23%

<u>DEPT#</u>	<u>DEPARTMENT NAME</u>	FY23 <u>ACTUAL</u>	FY23 <u>BUDGET</u>	FY24 <u>BUDGET</u>	FY25 <u>BUDGET</u>	INCREASE <u>(DECREASE)</u>	PERCENTAGE <u>CHANGE</u>
7510	LONG-TERM DEBT INTEREST	<u>1,876,120.06</u>	<u>1,876,145.00</u>	<u>1,669,071.00</u>	<u>1,453,821.00</u>	(215,250.00)	-12.90%

			FY23 <u>ACTUAL</u>	FY23 <u>BUDGET</u>	FY24 <u>BUDGET</u>	FY25 <u>BUDGET</u>	INCREASE <u>(DECREASE)</u>	PERCENTAGE <u>CHANGE</u>
7510	LONG-TERM DEBT INTEREST							
17510006	58965	2012 MULTI PURPOSE INTEREST	60,081.26	60,085.00	46,332.00	38,082.00	(8,250.00)	-17.81%
17510006	58966	2016 MULTI PURPOSE INTEREST	300,116.26	300,120.00	227,719.00	161,919.00	(65,800.00)	-28.90%
17510006	58967	2017 MULTI PURPOSE INTEREST	112,450.00	112,450.00	98,950.00	85,450.00	(13,500.00)	-13.64%
17510006	58968	2018 MULTI PURPOSE INTEREST	315,643.78	315,650.00	280,900.00	246,150.00	(34,750.00)	-12.37%
17510006	58969	2019 MULTI PURPOSE INTEREST	292,900.00	292,900.00	263,400.00	233,900.00	(29,500.00)	-11.20%
17510006	58970	2020 MULTI PURPOSE INTEREST	264,608.76	264,620.00	233,567.00	202,367.00	(31,200.00)	-13.36%
17510006	58971	2022 MULTI PURPOSE INTEREST	<u>530,320.00</u>	<u>530,320.00</u>	<u>518,203.00</u>	<u>485,953.00</u>	(32,250.00)	-6.22%
TOTAL	LONG-TERM DEBT INTEREST		<u>1,876,120.06</u>	<u>1,876,145.00</u>	<u>1,669,071.00</u>	<u>1,453,821.00</u>	(215,250.00)	-12.90%

<u>DEPT#</u>	<u>DEPARTMENT NAME</u>	FY23 <u>ACTUAL</u>	FY23 <u>BUDGET</u>	FY24 <u>BUDGET</u>	FY25 <u>BUDGET</u>	INCREASE <u>(DECREASE)</u>	PERCENTAGE <u>CHANGE</u>
9300	CAPITAL PROJECTS	<u>6,304,771.52</u>	<u>-</u>	<u>-</u>	<u>-</u>	-	N/A

			FY23 <u>ACTUAL</u>	FY23 <u>BUDGET</u>	FY24 <u>BUDGET</u>	FY25 <u>BUDGET</u>	INCREASE <u>(DECREASE)</u>	PERCENTAGE <u>CHANGE</u>
9300	CAPITAL OUTLAY							
19300006	53149	DONALD LYNCH BLVD PAVING	1,461,277.60	-	-	-	-	N/A
19300006	55650	SEWER MAINTENANCE	22,082.96	-	-	-	-	N/A
19300006	55953	BOSTON POST RD E WATER MAINT	1,567,704.04	-	-	-	-	N/A
19300006	55966	HUDSON ST LANDFILL	10,606.42	-	-	-	-	N/A
19300006	56300	VOTING EQUIPMENT	44,000.00	-	-	-	-	N/A
19300006	58255	COMPOST BUILDING	244,309.27	-	-	-	-	N/A
19300006	58305	CEDAR HILL	595,774.34	-	-	-	-	N/A
19300006	58312	STREET OVERLAY	142,068.73	-	-	-	-	N/A
19300006	58461	DPW SEWER	85,998.20	-	-	-	-	N/A
19300006	58467	PUBLIC FACILITIES	310,860.36	-	-	-	-	N/A
19300006	58512	FIRE DEPT EQUIPMENT	262,415.53	-	-	-	-	N/A
19300006	58593	DEPT EQUIPMENT POLICE	268,535.75	-	-	-	-	N/A
19300006	58595	CITY HALL EQUIPMENT	84,779.89	-	-	-	-	N/A
19300006	58618	IT EQUIPMENT	240,175.06	-	-	-	-	N/A
19300006	58716	MINEHAN	536,322.67	-	-	-	-	N/A
19300006	58731	DPW EQUIPMENT	410,079.40	-	-	-	-	N/A
19300006	59576	MAPLE STREET	<u>17,781.30</u>	-	-	-	-	N/A
TOTAL	CAPITAL OUTLAY		<u>6,304,771.52</u>	-	-	-	-	N/A

<b>TOTAL</b>	<b>GENERAL FUND</b>	<b>157,348,470.68</b>	<b>157,764,185.00</b>	<b>164,597,035.00</b>	<b>172,943,463.00</b>	<b>8,346,428.00</b>	<b>5.07%</b>
--------------	---------------------	-----------------------	-----------------------	-----------------------	-----------------------	---------------------	--------------

SEWER ENTERPRISE FUND		FY23	FY23	FY24	FY25	INCREASE	PERCENTAGE
<u>DEPT#</u>	<u>DEPARTMENT NAME</u>	<u>ACTUAL</u>	<u>BUDGET</u>	<u>BUDGET</u>	<u>BUDGET</u>	<u>(DECREASE)</u>	<u>CHANGE</u>
1940	RETIREMENT & PENSION BENEFITS	<u>29,659.00</u>	<u>29,659.00</u>	<u>30,742.00</u>	<u>43,470.00</u>	12,728.00	41.40%

SEWER ENTERPRISE FUND		FY23	FY23	FY24	FY25	INCREASE	PERCENTAGE
		<u>ACTUAL</u>	<u>BUDGET</u>	<u>BUDGET</u>	<u>BUDGET</u>	<u>(DECREASE)</u>	<u>CHANGE</u>
1940	RETIREMENT & PENSION BENEFITS						
60019406	51770 CITY OF MARLBORO RETIREMENT FD	<u>29,659.00</u>	<u>29,659.00</u>	<u>30,742.00</u>	<u>43,470.00</u>	12,728.00	41.40%
TOTAL	RETIREMENT & PENSION BENEFITS	<u><u>29,659.00</u></u>	<u><u>29,659.00</u></u>	<u><u>30,742.00</u></u>	<u><u>43,470.00</u></u>	12,728.00	41.40%



SEWER ENTERPRISE FUND		FY23	FY23	FY24	FY25	INCREASE	PERCENTAGE
<u>DEPT#</u>	<u>DEPARTMENT NAME</u>	<u>ACTUAL</u>	<u>BUDGET</u>	<u>BUDGET</u>	<u>BUDGET</u>	<u>(DECREASE)</u>	<u>CHANGE</u>
1960	WORKERS' COMPENSATION	-	-	-	40,400.00	40,400.00	N/A

SEWER ENTERPRISE FUND		FY23 <u>ACTUAL</u>	FY23 <u>BUDGET</u>	FY24 <u>BUDGET</u>	FY25 <u>BUDGET</u>	INCREASE <u>(DECREASE)</u>	PERCENTAGE <u>CHANGE</u>
1960	WORKERS' COMPENSATION						
60019606	51710 WORKERS' COMPENSATION INSURANC	<u>-</u>	<u>-</u>	<u>-</u>	<u>40,400.00</u>	40,400.00	N/A
TOTAL	WORKERS' COMPENSATION	<u><u>-</u></u>	<u><u>-</u></u>	<u><u>-</u></u>	<u><u>40,400.00</u></u>	40,400.00	N/A

SEWER ENTERPRISE FUND		FY23	FY23	FY24	FY25	INCREASE	PERCENTAGE
<u>DEPT#</u>	<u>DEPARTMENT NAME</u>	<u>ACTUAL</u>	<u>BUDGET</u>	<u>BUDGET</u>	<u>BUDGET</u>	<u>(DECREASE)</u>	<u>CHANGE</u>
1980	HEALTH/LIFE INSURANCE	<u>450,842.00</u>	<u>450,842.00</u>	<u>459,859.00</u>	<u>492,049.00</u>	32,190.00	7.00%

SEWER ENTERPRISE FUND		FY23	FY23	FY24	FY25	INCREASE	PERCENTAGE
		<u>ACTUAL</u>	<u>BUDGET</u>	<u>BUDGET</u>	<u>BUDGET</u>	<u>(DECREASE)</u>	<u>CHANGE</u>
1980	HEALTH/LIFE INSURANCE						
60019806	51750 HEALTH/LIFE INSURANCE	<u>450,842.00</u>	<u>450,842.00</u>	<u>459,859.00</u>	<u>492,049.00</u>	32,190.00	7.00%
TOTAL	HEALTH/LIFE INSURANCE	<u><u>450,842.00</u></u>	<u><u>450,842.00</u></u>	<u><u>459,859.00</u></u>	<u><u>492,049.00</u></u>	32,190.00	7.00%

SEWER ENTERPRISE FUND		FY23	FY23	FY24	FY25	INCREASE	PERCENTAGE
<u>DEPT#</u>	<u>DEPARTMENT NAME</u>	<u>ACTUAL</u>	<u>BUDGET</u>	<u>BUDGET</u>	<u>BUDGET</u>	<u>(DECREASE)</u>	<u>CHANGE</u>
1990	OTHER GENERAL GOVERNMENT	<u>25,000.00</u>	<u>185,000.00</u>	<u>185,000.00</u>	<u>26,000.00</u>	(159,000.00)	-85.95%

SEWER ENTERPRISE FUND			FY23	FY23	FY24	FY25	INCREASE	PERCENTAGE
			<u>ACTUAL</u>	<u>BUDGET</u>	<u>BUDGET</u>	<u>BUDGET</u>	<u>(DECREASE)</u>	<u>CHANGE</u>
1990	OTHER GENERAL GOVERNMENT							
60019904	53080	AUDIT SERVICES	15,000.00	15,000.00	15,000.00	16,000.00	1,000.00	6.67%
60019906	53460	POSTAGE	10,000.00	10,000.00	10,000.00	10,000.00	-	0.00%
60019906	58891	LOAN ORIGINATION FEE	-	160,000.00	160,000.00	-	(160,000.00)	-100.00%
TOTAL	OTHER GENERAL GOVERNMENT		<u>25,000.00</u>	<u>185,000.00</u>	<u>185,000.00</u>	<u>26,000.00</u>	(159,000.00)	-85.95%

SEWER ENTERPRISE FUND		FY23	FY23	FY24	FY25	INCREASE	PERCENTAGE
<u>DEPT#</u>	<u>DEPARTMENT NAME</u>	<u>ACTUAL</u>	<u>BUDGET</u>	<u>BUDGET</u>	<u>BUDGET</u>	<u>(DECREASE)</u>	<u>CHANGE</u>
7110	RETIREMENT OF DEBT	<u>3,524,447.03</u>	<u>3,524,455.00</u>	<u>3,266,808.00</u>	<u>3,294,434.00</u>	27,626.00	0.85%

SEWER ENTERPRISE FUND			FY23	FY23	FY24	FY25	INCREASE	PERCENTAGE
			<u>ACTUAL</u>	<u>BUDGET</u>	<u>BUDGET</u>	<u>BUDGET</u>	<u>(DECREASE)</u>	<u>CHANGE</u>
7110	RETIREMENT OF DEBT							
60071106	59952	2004 MULTI PURPOSE BOND	255,000.00	255,000.00	-	-	-	N/A
60071106	59962	CW 08-25	621,676.92	621,680.00	637,218.00	653,146.00	15,928.00	2.50%
60071106	59963	CW 11-21	1,705,270.11	1,705,275.00	1,721,590.00	1,738,288.00	16,698.00	0.97%
60071106	59964	2012 MULTI PURPOSE BOND	235,000.00	235,000.00	230,000.00	230,000.00	-	0.00%
60071106	59966	2016 MULTI PURPOSE BOND	185,000.00	185,000.00	185,000.00	185,000.00	-	0.00%
60071106	59967	2017 MULTI PURPOSE BOND	120,000.00	120,000.00	115,000.00	110,000.00	(5,000.00)	-4.35%
60071106	59968	2018 MULTI PURPOSE BOND	15,000.00	15,000.00	15,000.00	15,000.00	-	0.00%
60071106	59969	2019 MULTI PURPOSE BOND	35,000.00	35,000.00	30,000.00	30,000.00	-	0.00%
60071106	59970	2020 MULTI PURPOSE BOND	297,500.00	297,500.00	278,000.00	278,000.00	-	0.00%
60071106	59971	2022 MULTI PURPOSE BOND	<u>55,000.00</u>	<u>55,000.00</u>	<u>55,000.00</u>	<u>55,000.00</u>	-	0.00%
TOTAL	RETIREMENT OF DEBT		<u><u>3,524,447.03</u></u>	<u><u>3,524,455.00</u></u>	<u><u>3,266,808.00</u></u>	<u><u>3,294,434.00</u></u>	27,626.00	0.85%



SEWER ENTERPRISE FUND		FY23	FY23	FY24	FY25	INCREASE	PERCENTAGE
<u>DEPT#</u>	<u>DEPARTMENT NAME</u>	<u>ACTUAL</u>	<u>BUDGET</u>	<u>BUDGET</u>	<u>BUDGET</u>	<u>(DECREASE)</u>	<u>CHANGE</u>
7510	LONG-TERM DEBT INTEREST	<u>801,299.77</u>	<u>801,305.00</u>	<u>733,180.00</u>	<u>679,173.00</u>	(54,007.00)	-7.37%

SEWER ENTERPRISE FUND			FY23	FY23	FY24	FY25	INCREASE	PERCENTAGE
			<u>ACTUAL</u>	<u>BUDGET</u>	<u>BUDGET</u>	<u>BUDGET</u>	<u>(DECREASE)</u>	<u>CHANGE</u>
7510	LONG-TERM DEBT INTEREST							
60075106	58963	CW LOANS	367,689.77	367,695.00	353,002.00	337,945.00	(15,057.00)	-4.27%
60075106	58965	2012 MULTI PURPOSE INTEREST	79,025.00	79,025.00	67,275.00	60,375.00	(6,900.00)	-10.26%
60075106	58966	2016 MULTI PURPOSE INTEREST	80,340.00	80,340.00	72,938.00	65,538.00	(7,400.00)	-10.15%
60075106	58967	2017 MULTI PURPOSE INTEREST	65,850.00	65,850.00	59,850.00	54,100.00	(5,750.00)	-9.61%
60075106	58968	2018 MULTI PURPOSE INTEREST	9,810.00	9,810.00	9,057.00	8,307.00	(750.00)	-8.28%
60075106	58969	2019 MULTI PURPOSE INTEREST	20,950.00	20,950.00	19,200.00	17,700.00	(1,500.00)	-7.81%
60075106	58970	2020 MULTI PURPOSE INTEREST	124,535.00	124,535.00	109,658.00	95,758.00	(13,900.00)	-12.68%
60075106	58971	2022 MULTI PURPOSE INTEREST	42,900.00	42,900.00	42,200.00	39,450.00	(2,750.00)	-6.52%
60075106	59952	2004 MULTI PURPOSE BOND	<u>10,200.00</u>	<u>10,200.00</u>	<u>-</u>	<u>-</u>	<u>-</u>	<u>N/A</u>
TOTAL	LONG-TERM DEBT INTEREST		<u>801,299.77</u>	<u>801,305.00</u>	<u>733,180.00</u>	<u>679,173.00</u>	<u>(54,007.00)</u>	<u>-7.37%</u>

SEWER ENTERPRISE FUND		FY23	FY23	FY24	FY25	INCREASE	PERCENTAGE
<u>DEPT#</u>	<u>DEPARTMENT NAME</u>	<u>ACTUAL</u>	<u>BUDGET</u>	<u>BUDGET</u>	<u>BUDGET</u>	<u>(DECREASE)</u>	<u>CHANGE</u>
	Sewer Service Salaries	281,841.81	294,400.00	301,400.00	322,900.00	21,500.00	7.13%
	Sewer Service Other	<u>398,377.90</u>	<u>260,685.00</u>	<u>291,200.00</u>	<u>2,179,200.00</u>	1,888,000.00	648.35%
8000	SEWER SERVICE FUND	<u><u>680,219.71</u></u>	<u><u>555,085.00</u></u>	<u><u>592,600.00</u></u>	<u><u>2,502,100.00</u></u>	1,909,500.00	322.22%

SEWER ENTERPRISE FUND			FY23	FY23	FY24	FY25	INCREASE	PERCENTAGE
			<u>ACTUAL</u>	<u>BUDGET</u>	<u>BUDGET</u>	<u>BUDGET</u>	<u>(DECREASE)</u>	<u>CHANGE</u>
8000	SEWER SERVICE FUND							
60080001	50570	CHEMIST	83,617.01	83,700.00	85,500.00	85,500.00	-	0.00%
60080001	50580	ASSISTANT CHEMIST	61,294.68	61,400.00	64,200.00	64,200.00	-	0.00%
60080001	50630	ASSISTANT COMMISSIONER-DPW	112,806.00	113,200.00	115,500.00	137,000.00	21,500.00	18.61%
60080003	51310	OVERTIME-REGULAR	3,973.46	4,000.00	4,000.00	4,000.00	-	0.00%
60080003	51380	OVERTIME-WATER/SEWER POLICE	9,349.96	20,000.00	20,000.00	20,000.00	-	0.00%
60080003	51430	LONGEVITY	2,508.51	2,600.00	2,700.00	2,700.00	-	0.00%
60080003	51440	EDUCATIONAL INCENTIVE	4,300.00	4,300.00	4,300.00	4,300.00	-	0.00%
60080003	51470	INTERIM FOREMAN	1,792.19	3,000.00	3,000.00	3,000.00	-	0.00%
60080003	51940	CLOTHING ALLOWANCE	<u>2,200.00</u>	<u>2,200.00</u>	<u>2,200.00</u>	<u>2,200.00</u>	-	0.00%
		Sewer Service Salaries	<u>281,841.81</u>	<u>294,400.00</u>	<u>301,400.00</u>	<u>322,900.00</u>	21,500.00	7.13%
60080004	53110	LEGAL SERVICES	173,207.39	50,000.00	50,000.00	50,000.00	-	0.00%
60080005	54220	OFFICE SUPPLY/EXPENSES	636.45	685.00	1,200.00	1,200.00	-	0.00%
60080005	54810	REP/MAINT SUPPLIES-VEHICLES	6,128.00	6,000.00	6,000.00	6,000.00	-	0.00%
60080006	52935	SOLID WASTE	-	-	-	1,888,000.00	1,888,000.00	N/A
60080006	55640	SEWER SERVICE CONSTRUCTION	9,915.77	10,000.00	10,000.00	10,000.00	-	0.00%
60080006	55650	SEWER MAINTENANCE	11,500.00	11,500.00	11,500.00	11,500.00	-	0.00%
60080006	55660	PUMPING STATION MAINTENANCE	194,490.29	180,000.00	210,000.00	210,000.00	-	0.00%
60080006	55756	WATER/SEWER DAMAGE	<u>2,500.00</u>	<u>2,500.00</u>	<u>2,500.00</u>	<u>2,500.00</u>	-	0.00%

	Sewer Service Other	<u>398,377.90</u>	<u>260,685.00</u>	<u>291,200.00</u>	<u>2,179,200.00</u>	1,888,000.00	648.35%
TOTAL	SEWER SERVICE FUND	<u>680,219.71</u>	<u>555,085.00</u>	<u>592,600.00</u>	<u>2,502,100.00</u>	1,909,500.00	322.22%

SEWER ENTERPRISE FUND		FY23	FY23	FY24	FY25	INCREASE	PERCENTAGE
<u>DEPT#</u>	<u>DEPARTMENT NAME</u>	<u>ACTUAL</u>	<u>BUDGET</u>	<u>BUDGET</u>	<u>BUDGET</u>	<u>(DECREASE)</u>	<u>CHANGE</u>
	Sewer Service Salaries	447,597.53	626,335.00	568,200.00	599,600.00	31,400.00	5.53%
	Sewer Service Other	<u>1,184,095.19</u>	<u>951,830.00</u>	<u>1,114,830.00</u>	<u>1,199,830.00</u>	85,000.00	7.62%
8100	EAST WASTE WATER TREATMENT PLT	<u><u>1,631,692.72</u></u>	<u><u>1,578,165.00</u></u>	<u><u>1,683,030.00</u></u>	<u><u>1,799,430.00</u></u>	116,400.00	6.92%

SEWER ENTERPRISE FUND			FY23	FY23	FY24	FY25	INCREASE	PERCENTAGE
			<u>ACTUAL</u>	<u>BUDGET</u>	<u>BUDGET</u>	<u>BUDGET</u>	<u>(DECREASE)</u>	<u>CHANGE</u>
8100	EAST WASTE WATER TREATMENT PLT							
60081001	50750	EQUIPMENT OPERATORS	-	66,100.00	-	-	-	N/A
60081001	50850	SEWAGE TR PLT OPERATORS	296,381.66	379,800.00	382,500.00	390,000.00	7,500.00	1.96%
60081001	50910	HEAD TREATMENT PLANT OPERATOR	83,264.90	101,600.00	98,000.00	98,000.00	-	0.00%
60081003	51310	OVERTIME-REGULAR	38,302.81	42,000.00	52,000.00	75,000.00	23,000.00	44.23%
60081003	51430	LONGEVITY	9,469.45	10,400.00	10,400.00	10,400.00	-	0.00%
60081003	51440	EDUCATIONAL INCENTIVE	2,700.00	3,600.00	3,700.00	4,600.00	900.00	24.32%
60081003	51470	INTERIM FOREMAN	4,302.36	5,745.00	6,000.00	6,000.00	-	0.00%
60081003	51920	SICK LEAVE BUY BACK	7,676.35	9,100.00	9,000.00	9,000.00	-	0.00%
60081003	51940	CLOTHING ALLOWANCE	5,500.00	7,840.00	6,600.00	6,600.00		0.00%
60081003	51990	MEAL ALLOWANCE	-	150.00	-	-	-	N/A
		Sewer Service Salaries	<u>447,597.53</u>	<u>626,335.00</u>	<u>568,200.00</u>	<u>599,600.00</u>	31,400.00	5.53%
60081004	52570	SERVICE CONTRACT-PLANT EQUIP	15,074.57	12,850.00	25,850.00	25,850.00	-	0.00%
60081004	53174	CONTRACT SERVICES/LAB TESTING	159,778.41	127,000.00	127,000.00	142,000.00	15,000.00	11.81%
60081004	53180	PROF & TECH SERVICES	5,086.70	5,000.00	5,000.00	5,000.00	-	0.00%
60081005	54220	OFFICE SUPPLY/EXPENSES	765.63	780.00	780.00	780.00	-	0.00%
60081006	52460	GENERAL EQUIPMENT REPAIRS	43,594.34	40,000.00	80,000.00	80,000.00	-	0.00%
60081006	52464	REP/MAINT EASTERLY TREATMENT	238,812.15	175,000.00	175,000.00	175,000.00	-	0.00%
60081006	54240	LICENSE & INSPECTION FEES	751.99	800.00	800.00	800.00	-	0.00%

60081006	54420	MISC HAND/POWER TOOLS	398.00	400.00	400.00	400.00	-	0.00%
60081006	55950	EAST WASTE WATER TREAT PLANT	<u>719,833.40</u>	<u>590,000.00</u>	<u>700,000.00</u>	<u>770,000.00</u>	70,000.00	10.00%
		Sewer Service Other	<u>1,184,095.19</u>	<u>951,830.00</u>	<u>1,114,830.00</u>	<u>1,199,830.00</u>	85,000.00	7.62%
TOTAL		EAST WASTE WATER TREAT	<u>1,631,692.72</u>	<u>1,578,165.00</u>	<u>1,683,030.00</u>	<u>1,799,430.00</u>	116,400.00	6.92%



SEWER ENTERPRISE FUND		FY23	FY23	FY24	FY25	INCREASE	PERCENTAGE
<u>DEPT#</u>	<u>DEPARTMENT NAME</u>	<u>ACTUAL</u>	<u>BUDGET</u>	<u>BUDGET</u>	<u>BUDGET</u>	<u>(DECREASE)</u>	<u>CHANGE</u>
	WWWTP Salaries	483,945.06	525,590.00	554,290.00	577,590.00	23,300.00	4.20%
	WWWTP Other	<u>802,577.12</u>	<u>736,825.00</u>	<u>874,825.00</u>	<u>987,825.00</u>	113,000.00	12.92%
8500	WEST WASTE WATER TREATMENT PLT	<u><u>1,286,522.18</u></u>	<u><u>1,262,415.00</u></u>	<u><u>1,429,115.00</u></u>	<u><u>1,565,415.00</u></u>	136,300.00	9.54%

SEWER ENTERPRISE FUND			FY23	FY23	FY24	FY25	INCREASE	PERCENTAGE
			<u>ACTUAL</u>	<u>BUDGET</u>	<u>BUDGET</u>	<u>BUDGET</u>	<u>(DECREASE)</u>	<u>CHANGE</u>
8500	WEST WASTE WATER TREATMENT PLT							
60085001	50750	EQUIPMENT OPERATORS	66,038.50	66,100.00	67,500.00	67,500.00	-	0.00%
60085001	50850	SEWAGE TR PLT OPERATORS	256,686.65	300,500.00	310,000.00	312,400.00	2,400.00	0.77%
60085001	50910	HEAD TREATMENT PLANT OPERATOR	108,509.38	101,600.00	103,800.00	103,800.00	-	0.00%
60085003	51310	OVERTIME-REGULAR	23,671.26	35,000.00	55,000.00	75,000.00	20,000.00	36.36%
60085003	51430	LONGEVITY	8,199.58	7,100.00	700.00	700.00	-	0.00%
60085003	51440	EDUCATIONAL INCENTIVE	3,800.00	1,800.00	3,800.00	4,700.00	900.00	23.68%
60085003	51470	INTERIM FOREMAN	4,485.69	2,600.00	2,600.00	2,600.00	-	0.00%
60085003	51920	SICK LEAVE BUY BACK	6,904.00	4,000.00	4,000.00	4,000.00	-	0.00%
60085003	51940	CLOTHING ALLOWANCE	5,500.00	6,740.00	6,740.00	6,740.00	-	0.00%
60085003	51990	MEAL ALLOWANCE	<u>150.00</u>	<u>150.00</u>	<u>150.00</u>	<u>150.00</u>	-	0.00%
		WWWTP Salaries	<u>483,945.06</u>	<u>525,590.00</u>	<u>554,290.00</u>	<u>577,590.00</u>	23,300.00	4.20%
60085004	52570	SERVICE CONTRACT-PLANT EQUIP	83,535.00	70,000.00	83,000.00	128,000.00	45,000.00	54.22%
60085005	54220	OFFICE SUPPLY/EXPENSES	1,078.39	775.00	775.00	775.00	-	0.00%
60085005	55014	LAB/TESTING SUPPLIES	13,896.83	17,000.00	17,000.00	17,000.00	-	0.00%
60085006	52463	REP/MAINT WESTERLY TREATMENT	71,767.72	30,000.00	30,000.00	30,000.00	-	0.00%
60085006	52560	VEHICLE REPAIR & MAINTENANCE	2,924.41	3,000.00	3,000.00	3,000.00	-	0.00%
60085006	54240	LICENSE & INSPECTION FEES	966.35	1,050.00	1,050.00	1,050.00	-	0.00%
60085006	54340	MAINTENANCE-MACHINERY	22,878.46	25,000.00	60,000.00	60,000.00	-	0.00%

60085006	55980	WEST WASTE WATER TREAT PLANT	<u>605,529.96</u>	<u>590,000.00</u>	<u>680,000.00</u>	<u>748,000.00</u>	68,000.00	10.00%
		WWWTP Other	<u>802,577.12</u>	<u>736,825.00</u>	<u>874,825.00</u>	<u>987,825.00</u>	113,000.00	12.92%
TOTAL		WEST WASTE WATER TREAT	<u>1,286,522.18</u>	<u>1,262,415.00</u>	<u>1,429,115.00</u>	<u>1,565,415.00</u>	136,300.00	9.54%

SEWER ENTERPRISE FUND		FY23	FY23	FY24	FY25	INCREASE	PERCENTAGE
<u>DEPT#</u>	<u>DEPARTMENT NAME</u>	<u>ACTUAL</u>	<u>BUDGET</u>	<u>BUDGET</u>	<u>BUDGET</u>	<u>(DECREASE)</u>	<u>CHANGE</u>
8600	SLUDGE REMOVAL	<u>1,352,697.29</u>	<u>1,888,000.00</u>	<u>1,888,000.00</u>	<u>-</u>	(1,888,000.00)	-100.00%

SEWER ENTERPRISE FUND		FY23 <u>ACTUAL</u>	FY23 <u>BUDGET</u>	FY24 <u>BUDGET</u>	FY25 <u>BUDGET</u>	INCREASE (DECREASE)	PERCENTAGE CHANGE
8600	SLUDGE REMOVAL						
60086006	52935 SOLID WASTE DISPOSAL	<u>1,352,697.29</u>	<u>1,888,000.00</u>	<u>1,888,000.00</u>	<u>-</u>	(1,888,000.00)	-100.00%
TOTAL	SLUDGE REMOVAL	<u><u>1,352,697.29</u></u>	<u><u>1,888,000.00</u></u>	<u><u>1,888,000.00</u></u>	<u><u>-</u></u>	(1,888,000.00)	-100.00%

<b>TOTAL</b>	<b>SEWER ENTERPRISE FUND</b>	<b>9,782,379.70</b>	<b>10,274,926.00</b>	<b>10,268,334.00</b>	<b>10,442,471.00</b>	<b>174,137.00</b>	<b>1.70%</b>
--------------	------------------------------	---------------------	----------------------	----------------------	----------------------	-------------------	--------------

WATER ENTERPRISE FUND		FY23	FY23	FY24	FY25	INCREASE	PERCENTAGE
<u>DEPT#</u>	<u>DEPARTMENT NAME</u>	<u>ACTUAL</u>	<u>BUDGET</u>	<u>BUDGET</u>	<u>BUDGET</u>	<u>(DECREASE)</u>	<u>CHANGE</u>
1940	RETIREMENT & PENSION BENEFITS	<u>447,675.00</u>	<u>447,675.00</u>	<u>464,026.00</u>	<u>467,260.00</u>	3,234.00	0.70%

WATER ENTERPRISE FUND		FY23	FY23	FY24	FY25	INCREASE	PERCENTAGE
		<u>ACTUAL</u>	<u>BUDGET</u>	<u>BUDGET</u>	<u>BUDGET</u>	<u>(DECREASE)</u>	<u>CHANGE</u>
1940	RETIREMENT & PENSION BENEFITS						
61019406	51770 CITY OF MARLBORO RETIREMENT FD	<u>447,675.00</u>	<u>447,675.00</u>	<u>464,026.00</u>	<u>467,260.00</u>	3,234.00	0.70%
TOTAL	RETIREMENT & PENSION BENEFITS	<u>447,675.00</u>	<u>447,675.00</u>	<u>464,026.00</u>	<u>467,260.00</u>	3,234.00	0.70%



WATER ENTERPRISE FUND		FY23	FY23	FY24	FY25	INCREASE	PERCENTAGE
<u>DEPT#</u>	<u>DEPARTMENT NAME</u>	<u>ACTUAL</u>	<u>BUDGET</u>	<u>BUDGET</u>	<u>BUDGET</u>	<u>(DECREASE)</u>	<u>CHANGE</u>
1960	WORKERS' COMPENSATION	-	-	-	35,350.00	35,350.00	N/A

WATER ENTERPRISE FUND		FY23 <u>ACTUAL</u>	FY23 <u>BUDGET</u>	FY24 <u>BUDGET</u>	FY25 <u>BUDGET</u>	INCREASE <u>(DECREASE)</u>	PERCENTAGE <u>CHANGE</u>
1960	WORKERS' COMPENSATION						
61019606	51710 WORKERS' COMPENSATION INSURANC	<u>-</u>	<u>-</u>	<u>-</u>	<u>35,350.00</u>	35,350.00	N/A
TOTAL	WORKERS' COMPENSATION	<u><u>-</u></u>	<u><u>-</u></u>	<u><u>-</u></u>	<u><u>35,350.00</u></u>	35,350.00	N/A

WATER ENTERPRISE FUND		FY23	FY23	FY24	FY25	INCREASE	PERCENTAGE
<u>DEPT#</u>	<u>DEPARTMENT NAME</u>	<u>ACTUAL</u>	<u>BUDGET</u>	<u>BUDGET</u>	<u>BUDGET</u>	<u>(DECREASE)</u>	<u>CHANGE</u>
1980	HEALTH/LIFE INSURANCE	<u>381,956.00</u>	<u>381,956.00</u>	<u>389,595.00</u>	<u>416,866.00</u>	27,271.00	7.00%

WATER ENTERPRISE FUND		FY23	FY23	FY24	FY25	INCREASE	PERCENTAGE
		<u>ACTUAL</u>	<u>BUDGET</u>	<u>BUDGET</u>	<u>BUDGET</u>	<u>(DECREASE)</u>	<u>CHANGE</u>
1980	HEALTH/LIFE INSURANCE						
61019806	51750 HEALTH/LIFE INSURANCE	<u>381,956.00</u>	<u>381,956.00</u>	<u>389,595.00</u>	<u>416,866.00</u>	27,271.00	7.00%
TOTAL	HEALTH/LIFE INSURANCE	<u><u>381,956.00</u></u>	<u><u>381,956.00</u></u>	<u><u>389,595.00</u></u>	<u><u>416,866.00</u></u>	27,271.00	7.00%

WATER ENTERPRISE FUND		FY23	FY23	FY24	FY25	INCREASE	PERCENTAGE
<u>DEPT#</u>	<u>DEPARTMENT NAME</u>	<u>ACTUAL</u>	<u>BUDGET</u>	<u>BUDGET</u>	<u>BUDGET</u>	<u>(DECREASE)</u>	<u>CHANGE</u>
1990	OTHER GENERAL GOVERNMENT	<u>117,756.58</u>	<u>200,000.00</u>	<u>200,000.00</u>	<u>126,000.00</u>	(74,000.00)	-37.00%

WATER ENTERPRISE FUND			FY23	FY23	FY24	FY25	INCREASE	PERCENTAGE
			<u>ACTUAL</u>	<u>BUDGET</u>	<u>BUDGET</u>	<u>BUDGET</u>	<u>(DECREASE)</u>	<u>CHANGE</u>
1990	OTHER GENERAL GOVERNMENT							
61019904	53080	AUDIT SERVICES	15,000.00	15,000.00	15,000.00	16,000.00	1,000.00	6.67%
61019906	53460	POSTAGE	10,000.00	10,000.00	10,000.00	10,000.00	-	0.00%
61019906	58890	BOND ISSUE EXPENSE	92,756.58	175,000.00	175,000.00	100,000.00	(75,000.00)	-42.86%
TOTAL	OTHER GENERAL GOVERNMENT		<u>117,756.58</u>	<u>200,000.00</u>	<u>200,000.00</u>	<u>126,000.00</u>	(74,000.00)	-37.00%

WATER ENTERPRISE FUND		FY23	FY23	FY24	FY25	INCREASE	PERCENTAGE
<u>DEPT#</u>	<u>DEPARTMENT NAME</u>	<u>ACTUAL</u>	<u>BUDGET</u>	<u>BUDGET</u>	<u>BUDGET</u>	<u>(DECREASE)</u>	<u>CHANGE</u>
7110	RETIREMENT OF DEBT	<u>1,649,223.00</u>	<u>1,649,223.00</u>	<u>1,449,233.00</u>	<u>1,449,048.00</u>	(185.00)	-0.01%

WATER ENTERPRISE FUND			FY23	FY23	FY24	FY25	INCREASE	PERCENTAGE
			<u>ACTUAL</u>	<u>BUDGET</u>	<u>BUDGET</u>	<u>BUDGET</u>	<u>(DECREASE)</u>	<u>CHANGE</u>
7110	RETIREMENT OF DEBT							
61071106	59960	MWRA 13-143	221,323.00	221,323.00	226,133.00	231,048.00	4,915.00	2.17%
61071106	59964	2012 MULTI PURPOSE BOND	80,000.00	80,000.00	80,000.00	80,000.00	-	0.00%
61071106	59965	MWRA WRA PIPELINE	700,000.00	700,000.00	500,000.00	500,000.00	-	0.00%
61071106	59967	2017 MULTI PURPOSE BOND	285,000.00	285,000.00	280,000.00	275,000.00	(5,000.00)	-1.79%
61071106	59968	2018 MULTI PURPOSE BOND	230,000.00	230,000.00	230,000.00	230,000.00	-	0.00%
61071106	59969	2019 MULTI PURPOSE BOND	70,000.00	70,000.00	70,000.00	70,000.00	-	0.00%
61071106	59970	2020 MULTI PURPOSE BOND	52,900.00	52,900.00	53,100.00	53,000.00	(100.00)	-0.19%
61071106	59971	2022 MULTI PURPOSE BOND	<u>10,000.00</u>	<u>10,000.00</u>	<u>10,000.00</u>	<u>10,000.00</u>	-	0.00%
TOTAL	RETIREMENT OF DEBT		<u>1,649,223.00</u>	<u>1,649,223.00</u>	<u>1,449,233.00</u>	<u>1,449,048.00</u>	<u>(185.00)</u>	-0.01%



WATER ENTERPRISE FUND		FY23	FY23	FY24	FY25	INCREASE	PERCENTAGE
<u>DEPT#</u>	<u>DEPARTMENT NAME</u>	<u>ACTUAL</u>	<u>BUDGET</u>	<u>BUDGET</u>	<u>BUDGET</u>	<u>(DECREASE)</u>	<u>CHANGE</u>
7510	LONG-TERM DEBT INTEREST	<u>352,288.58</u>	<u>352,290.00</u>	<u>311,696.00</u>	<u>272,618.00</u>	(39,078.00)	-12.54%

WATER ENTERPRISE FUND			FY23	FY23	FY24	FY25	INCREASE	PERCENTAGE
			<u>ACTUAL</u>	<u>BUDGET</u>	<u>BUDGET</u>	<u>BUDGET</u>	<u>(DECREASE)</u>	<u>CHANGE</u>
7510	LONG-TERM DEBT INTEREST							
61075106	58963	MWPAT	71,533.58	71,535.00	67,108.00	62,585.00	(4,523.00)	-6.74%
61075106	58965	2012 MULTI PURPOSE INTEREST	27,400.00	27,400.00	23,400.00	21,000.00	(2,400.00)	-10.26%
61075106	58967	2017 MULTI PURPOSE INTEREST	76,250.00	76,250.00	62,000.00	48,000.00	(14,000.00)	-22.58%
61075106	58968	2018 MULTI PURPOSE INTEREST	114,565.00	114,565.00	103,063.00	91,563.00	(11,500.00)	-11.16%
61075106	58969	2019 MULTI PURPOSE INTEREST	45,650.00	45,650.00	42,150.00	38,650.00	(3,500.00)	-8.30%
61075106	58970	2020 MULTI PURPOSE INTEREST	10,600.00	10,600.00	7,955.00	5,300.00	(2,655.00)	-33.38%
61075106	58971	2022 MULTI PURPOSE INTEREST	<u>6,290.00</u>	<u>6,290.00</u>	<u>6,020.00</u>	<u>5,520.00</u>	(500.00)	-8.31%
TOTAL	LONG-TERM DEBT INTEREST		<u><u>352,288.58</u></u>	<u><u>352,290.00</u></u>	<u><u>311,696.00</u></u>	<u><u>272,618.00</u></u>	(39,078.00)	-12.54%

WATER ENTERPRISE FUND		FY23	FY23	FY24	FY25	INCREASE	PERCENTAGE
<u>DEPT#</u>	<u>DEPARTMENT NAME</u>	<u>ACTUAL</u>	<u>BUDGET</u>	<u>BUDGET</u>	<u>BUDGET</u>	<u>(DECREASE)</u>	<u>CHANGE</u>
	Water Service Salaries	1,550,240.63	1,659,750.00	1,719,530.00	1,750,830.00	31,300.00	1.82%
	Water Service Other	<u>7,768,439.55</u>	<u>7,773,094.00</u>	<u>8,411,475.00</u>	<u>8,689,475.00</u>	278,000.00	3.31%
9000	WATER SERVICE FUND	<u><u>9,318,680.18</u></u>	<u><u>9,432,844.00</u></u>	<u><u>10,131,005.00</u></u>	<u><u>10,440,305.00</u></u>	309,300.00	3.05%

WATER ENTERPRISE FUND			FY23	FY23	FY24	FY25	INCREASE	PERCENTAGE
			<u>ACTUAL</u>	<u>BUDGET</u>	<u>BUDGET</u>	<u>BUDGET</u>	<u>(DECREASE)</u>	<u>CHANGE</u>
9000	WATER SERVICE FUND							
61090001	50680	GENERAL FOREMAN	100,648.80	100,800.00	103,800.00	103,800.00	-	0.00%
61090001	50690	FOREMAN	320,595.57	338,400.00	346,000.00	346,000.00	-	0.00%
61090001	50740	EQUIPMENT OPERATORS	619,288.98	775,200.00	809,000.00	809,000.00	-	0.00%
61090001	50780	CHIEF PUMPING STA. OPERATOR	84,581.11	84,700.00	86,500.00	86,500.00	-	0.00%
61090002	50520	PRINCIPAL CLERK	54,757.69	54,900.00	58,000.00	58,000.00	-	0.00%
61090003	51240	TEMPORARY PART-TIME HELP	10,380.00	10,920.00	-	-	-	N/A
61090003	51310	OVERTIME-REGULAR	269,749.62	200,000.00	225,000.00	255,000.00	30,000.00	13.33%
61090003	51380	OVERTIME-WATER/SEWER POLICE	30,000.00	20,000.00	20,000.00	20,000.00	-	0.00%
61090003	51430	LONGEVITY	8,650.20	14,200.00	10,500.00	11,800.00	1,300.00	12.38%
61090003	51440	EDUCATIONAL INCENTIVE	14,400.00	16,500.00	16,500.00	16,500.00	-	0.00%
61090003	51470	INTERIM FOREMAN	7,952.72	10,000.00	10,000.00	10,000.00	-	0.00%
61090003	51920	SICK LEAVE BUY BACK	7,979.94	9,800.00	9,900.00	9,900.00	-	0.00%
61090003	51940	CLOTHING ALLOWANCE	19,156.00	21,780.00	21,780.00	21,780.00	-	0.00%
61090003	51990	MEAL ALLOWANCES	<u>2,100.00</u>	<u>2,550.00</u>	<u>2,550.00</u>	<u>2,550.00</u>	-	0.00%
		Water Service Salaries	<u><u>1,550,240.63</u></u>	<u><u>1,659,750.00</u></u>	<u><u>1,719,530.00</u></u>	<u><u>1,750,830.00</u></u>	31,300.00	1.82%
61090005	54220	OFFICE SUPPLY/EXPENSES	681.24	925.00	925.00	925.00	-	0.00%
61090006	52320	WATER-MWRA	6,839,147.60	6,791,069.00	7,225,000.00	7,503,000.00	278,000.00	3.85%
61090006	52467	REP/MAINT WATER	4,980.23	5,000.00	5,000.00	5,000.00	-	0.00%

61090006	52468	TANK MAINTENANCE	-	-	151,000.00	151,000.00	-	N/A
61090006	53093	CROSS-CONNECTION FEES	49,140.80	50,000.00	75,000.00	75,000.00	-	0.00%
61090006	54240	LICENSE & INSPECTION FEES	5,819.53	1,600.00	3,500.00	3,500.00	-	0.00%
61090006	54280	WATER BILLINGS	29,165.03	28,000.00	28,000.00	28,000.00	-	0.00%
61090006	54420	MISC HAND/POWER TOOLS	982.80	1,000.00	1,000.00	1,000.00	-	0.00%
61090006	54620	MAINTENANCE-TRENCHES	279,608.81	320,000.00	320,000.00	320,000.00	-	0.00%
61090006	54810	REP/MAINT SUPPLIES-VEHICLES	48,519.04	50,000.00	50,000.00	50,000.00	-	0.00%
61090006	55700	WATER TREATMENT PLANT	5,804.25	5,000.00	5,000.00	5,000.00	-	0.00%
61090006	55710	WATER MAINTENANCE	140,646.17	150,000.00	150,000.00	150,000.00	-	0.00%
61090006	55740	WATER METERS	294,201.88	295,000.00	321,550.00	321,550.00	-	0.00%
61090006	55750	WATER SERVICE CONSTRUCTION	35,336.49	35,500.00	35,500.00	35,500.00	-	0.00%
61090007	58770	EQUIPMENT/TOOLS REPLACEMENT	<u>34,405.68</u>	<u>40,000.00</u>	<u>40,000.00</u>	<u>40,000.00</u>	-	0.00%
		Water Service Other	<u>7,768,439.55</u>	<u>7,773,094.00</u>	<u>8,411,475.00</u>	<u>8,689,475.00</u>	278,000.00	3.31%
TOTAL		WATER SERVICE FUND	<u>9,318,680.18</u>	<u>9,432,844.00</u>	<u>10,131,005.00</u>	<u>10,440,305.00</u>	309,300.00	3.05%

<b>TOTAL</b>	<b>WATER ENTERPRISE FUND</b>	<b>12,267,579.34</b>	<b>12,463,988.00</b>	<b>12,945,555.00</b>	<b>13,207,447.00</b>	<b>261,892.00</b>	<b>2.02%</b>
<b>GRAND TOTAL</b>		<b>179,398,429.72</b>	<b>180,503,099.00</b>	<b>187,810,924.00</b>	<b>196,593,381.00</b>	<b>8,782,457.00</b>	<b>4.68%</b>