



**CITY OF MARLBOROUGH**  
*Department of Public Works*  
**Municipal Garage**  
**135 Neil Street**  
**Marlborough, Massachusetts 01752**  
(508) 624-6910  
TDD (508) 460-3610

## **PRIVATE HYDRANT MAINTENANCE POLICY**

**This policy is based on the following document: National Fire Protection Association (NFPA® 25) Standard for the Inspection, Testing and Maintenance of Water-Based Fire Protection Systems – 2011 Edition**

- This document establishes the minimum requirements for periodic inspection, testing and maintenance of water-based privately owned fire protection systems.
- The purpose of this document is to provide requirements that ensure a reasonable degree of protection for life and property from fire through minimum inspections, testing and maintenance methods for water based fire protection systems. In those cases, where it is determined that an existing situation involves a distinct hazard to life or property, the Department of Public Works and/or the Fire Department shall be permitted to require inspection, testing and maintenance methods in excess of those required by the standard.
- The property owner is responsible for all costs associated with maintenance, inspection and testing of private hydrants.

### **Inspections**

- Requests for permission to perform maintenance and inspection must be made through the Department of Public Works – Engineering Division Permit Program.
- Inspections should be conducted after annual maintenance has been performed and between April 1<sup>st</sup> and November 1<sup>st</sup>.
- Routine maintenance of hydrants may be performed by a Licensed Water Installer or Approved Hydrant Inspector without a representative from the Department of Public Works – Water & Sewer Division present.
- When hydrants are placed out of service, the Fire Department and the Department of Public Works – Water & Sewer Division must be notified and the OUT OF SERVICE ring must be placed on the hydrant until such time as the hydrant is repaired or replaced.

- Repairs that require the hydrant to be placed out of service and/or require excavation must be done by a Licensed Water Installer (with a permit) and witnessed by a representative from the Department of Public Works – Water & Sewer Division.
- Hydrants that do not meet the current approved specifications must be placed out of service.
- Hydrants placed out of service must be repaired or replaced within 30 days of being placed out of service. After 30 days of being placed out of service, the Department of Public Works will have the hydrant replaced and the owner will be responsible for all costs associated with the hydrant replacement.

## **Maintenance**

- Maintenance Reports, supplied by the Department of Public Works – Engineering Division, must be filed with the Marlborough Department of Public Works – Water & Sewer Division (electronic submissions preferred), with copies supplied to the Marlborough Fire Department, once approved by the Marlborough Department of Public Works – Water & Sewer Division.
- Hydrants – Annually
- All deficiencies must be rectified before scheduling any testing

## **Testing**

- Requests for testing must be made through the Department of Public Works – Engineering Division Permit Program, by an Approved Hydrant Inspector or a Licensed Water Installer for the City of Marlborough.
- Hydrant Functionality Test – Annually to ensure that the hydrant is working properly:
  - Every hydrant on the property must be tested individually.
  - Initial flow – flow test must be metered and rate of flow recorded.
  - Annual flow - must record the time that the valve is open to determine the volume of water that is used and verified with use of hydrant flow tester/diffuser.
- Piping, Flow Test – Every five years:
  - Flow testing must be done in the presence of a qualified representative from the Department of Public Works – Water & Sewer Division.
  - Flow Test to be performed after 9:00 p.m., unless authorized by the Department of Public Works.
  - Certain, sensitive situations may arise which will result in notifications having to be sent out to notify water uses of the flow test being conducted.
  - Property owner is responsible for costs associated with the flow testing. The amount of water used is to be metered and the flow rate established. This will be used to determine the amount of water used during the subsequent annual hydrant functionality test.

## **Violations**

- Any Licensed Water Installer or Approved Hydrant Inspector who causes or creates an impairment to the Water Distribution System or Fire Protection System shall suffer the following penalties.
  - 1<sup>st</sup> offense      60-day suspension of ability to work on the water distribution system in the City of Marlborough
  - 2<sup>nd</sup> offense      permanent suspension of ability to work on the water distribution system in the City of Marlborough

## **Definitions**

- Licensed Water Installer – a company, licensed by the City of Marlborough – Department of Public Works, who has provided references, bonds and insurance required to show that they have sufficient knowledge and experience to be qualified to work on the City of Marlborough’s water distribution system.
- Approved Hydrant Inspector – a company, who has provided references to the Marlborough Department of Public Works – Water & Sewer Division, to show that they have sufficient knowledge and experience to be qualified to inspect and provide routine maintenance on a private hydrant.
- Routine Maintenance – Annual maintenance performed as directed in the Private Hydrant Annual Inspection & Routine Maintenance Report
- Impairment – A condition where a water-based fire protection system or unit or portion thereof is out of order, and the condition can result in the fire protection system or unit not functioning in a fire event.

## **Reports**

- Private Hydrant Annual Inspection & Routine Maintenance Report
- Private Hydrant Flow Test – Reporting required every five years

## **References**

- Approved Hydrant Inspectors
- Hydrant Specifications
- Hydrant Marker Specification
- Hydrant “OUT OF SERVICE” ring specification
- Antifreeze Specification
- Brass ID Tag Specification
- Private Hydrant Maintenance and Testing Application Form



CITY OF MARLBOROUGH  
*Department of Public Works*  
Municipal Garage  
135 Neil Street  
Marlborough, Massachusetts 01752  
(508) 624-6910  
Facsimile (508) 624-7699 TDD (508) 460-3610

**PRIVATE HYDRANT  
ANNUAL INSPECTION & ROUTINE MAINTENANCE REPORT**

Routine maintenance is required to be performed on every private hydrant, and this report must be kept on file at the Department of Public Works – Water & Sewer Division. A copy of this report, once approved by the Department of Public Works – Water & Sewer Division shall be delivered to the Marlborough Fire Department.

HYDRANT ID#: \_\_\_\_\_ DATE: \_\_\_\_\_

ADDRESS: \_\_\_\_\_

LOCATION ON PROPERTY: \_\_\_\_\_

**HYDRANT MODEL:**

☐ Mueller Super Centurion 250    ☐ Model A-421    ☐ Model A-423

☐ Other: \_\_\_\_\_  
Brand/Model/Year

*Note: All non-working hydrants must be replaced with a Mueller Super Centurion 250, by a Licensed Water Installer.*

PERFORMED BY: \_\_\_\_\_

**External Inspection:**

- ☐ Chains – allowing the nozzle cap to turn freely
- ☐ Caps – can be removed
- ☐ Lead packed nozzle – Note: When repairs are required, non-lead packed nozzle hydrant components must be used.
- ☐ Paint – loose paint removed and repainted – must be painted red    ☐ Good
- ☐ “Open Right” operation
- ☐ Unobstructed turning radius – for operating nut (3 ft.)
- ☐ Pump nozzle facing parking area    Direction: ☐ N ☐ E ☐ S ☐ W (Ex. For NE check both)
- ☐ Height – ground to center of nozzle: (13” to 24”) \_\_\_\_\_  
(Note - New installations have a 18” minimum height requirement.)
- ☐ Hydrant gate: ☐ cleaned out gate box    ☐ painted blue

- ☐ Hydrant marker

**PRIVATE HYDRANT  
ANNUAL INSPECTION & ROUTINE MAINTENANCE REPORT**

**Page 2**

**Lubrication:**

- ☐ Oil – white mineral USP (Mobile Whiterex 425 or equal) for operating nut  
☐ Grease – Mystik FG-2 Food Machinery Grease on nozzles and nozzle caps

**Operation:**

- |  |   |  |
|--|---|--|
| <input type="checkbox"/> Hard to open          | <input type="checkbox"/> Hard to close  | <input type="checkbox"/> Leaking stem  |
| <input type="checkbox"/> Leaking Bonnet        | <input type="checkbox"/> Not Draining * | <input type="checkbox"/> Caps leaking  |
| <input type="checkbox"/> Gasket missing        | <input type="checkbox"/> Low pressure   | <input type="checkbox"/> Bolts missing |
| <input type="checkbox"/> Placed out of Service | <input type="checkbox"/> Other _____    |  |
- ☐ Placed “Out of Service” \*\*

\* May require winterization

\*\* notify D.P.W. – Water & Sewer Division and Fire Department

**Functional Test:**

- ☐ Rate of flow \_\_\_\_\_
- ☐ Duration of flow \_\_\_\_\_ Quantity of water used: \_\_\_\_\_ gallons

**Winterization:**

- ☐ Hydrant pumped out  
☐ 24 hour re-check
- ☐ Dry – drain is clogged (hydrant has to be repaired/replaced)  
☐ Wet – water must be tested to determine source of water
- ☐ Water Tested
- ☐ Groundwater      ☐ Antifreeze added \_\_\_\_\_ oz. (non-toxic)  
☐ Drinking water      ☐ Take out of service for repair. Replacement  
☐

**All deficiencies, to all hydrants, on site must be rectified and re-inspected and a subsequent report filed before scheduling any testing of any hydrant**



**CITY OF MARLBOROUGH**  
*Department of Public Works*  
**Municipal Garage**  
**135 Neil Street**  
**Marlborough, Massachusetts 01752**  
(508) 624-6910  
Facsimile (508) 624-7699 TDD (508) 460-3610

**PRIVATE HYDRANT FLOW TEST REPORT**

HYDRANT ID#: \_\_\_\_\_ DATE: \_\_\_\_\_

LOCATION: \_\_\_\_\_

DATE OF LAST INSPECTION: \_\_\_\_\_

DATE OF LAST FLOW TEST: \_\_\_\_\_ New flow test required every 5 yrs.

FLOW RATE: \_\_\_\_\_ GALLONS PER MINUTE

Hydrant flushing procedure:

1. Only use an approved Hydrant Operating Wrench
2. Connect to a diffuser and set up so discharge does not negatively affect area.
3. Open hydrant at a rate of – one full rotation of the wrench per second.
4. Open hydrant to FULL OPEN (1 turn every 1+ second).
5. Flow hydrant until water becomes clear with no object flowing from the hydrant
6. Close hydrant slowly. (1/2 turn every 1+ second). Back off the operating nut 1/4 to 1/2 turn where water pressure should hold the hydrant valve shut.
7. Place hand over nozzle and feel suction
8. Leave nozzle cap off to allow for barrel to completely drain

**If the hydrant fails to shut off, DO NOT force hydrant closed – NOTIFY D.P.W.**

- ☐ Flushed \_\_\_\_\_ duration of flushing @ \_\_\_\_\_ g.p.m. = \_\_\_\_\_ gallons
- ☐ Drained \_\_\_\_\_ minutes to completely drain barrel ☐ Did not drain

Comments: \_\_\_\_\_

\_\_\_\_\_  
\_\_\_\_\_

Testing Performed by: \_\_\_\_\_



**CITY OF MARLBOROUGH**  
*Department of Public Works*  
**Municipal Garage**  
**135 Neil Street**  
**Marlborough, Massachusetts 01752**  
(508) 624-6910  
Facsimile (508) 624-7699 TDD (508) 460-3610

**Approved Hydrant Inspector** – a company, approved by the City of Marlborough – Department of Public Works, who has provided references to show that they have sufficient knowledge and experience to be qualified to inspect, test and provide routine maintenance to private fire hydrants. A written recommendation must be provided by the Department of Public Works – Water & Sewer Division.

**2021 Approved Hydrant Inspector**

**Date: June 21, 2021**

- Earthworks Site Development & Utilities (508) 839-5838
- Pipe Line Testing Services, Inc. (781) 729-3519
- South Shore Pipeline Services, Inc. (781) 878-1425
- Lombardi Testing Services (508) 790-0034
- John English (508) 295-3893
- Troupe Water Services, LLC (866) 928-9355
- American Leak Detection (508) 393-1962
- B & F Industries (401) 949-9964
- Smith Pipeline Services (603) 223-5088
- Hydra Tech (978) 422-9001
- Smith & Felix Pipeline Services, LLC (603) 223-5088
- John B. English, Inc. (508) 295-9119
- A. M. Gallagher Co. (508) 842-6180
- Underground Testing & Services, LLC (603) 497-5549
- Everett J. Prescott, Inc. (978) 777-7738
- Baystate Winsupply Company (866) 983-8080
- Easton Electronics (781) 828-1955
- Bristol Fire Protection (508) 699-4916
- Davis Ulmer Sprinkler Company INC. (781) 995-0235
- Johnson Controls Fire Protection (800) 746-7539
- Rustic Fire Protection (508) 431-9938
- New England Service Company (860) 747-1665
- Tier Point Data (781) 995-0235
- J.C. Cannistraro, LLC (617) 607-5259

To become an approved Hydrant Inspector, you must be licensed by the Commonwealth of Massachusetts as a Licensed Sprinkler Contractor and provide a current Certificate of Insurance. Contact the D.P.W. – Engineering Division for policy limits and additional requirements.

First time Hydrant Inspectors must have their work supervised by a D.P.W. – Water and Sewer Division employee and be responsible for overtime compensation if applicable (4-hour min.) payable at the time of application for Hydrant Maintenance





CITY OF MARLBOROUGH  
*Department of Public Works*  
*Engineering Division*

135 Neil Street Marlborough, Massachusetts 01752  
Tel. (508) 624-6910 ext. 33200 Facsimile (508) 624-7699 TDD (508) 460-3610

**APPLICATION FOR PRIVATE HYDRANT MAINTENANCE & TESTING**

- *A separate Application must be filed for each hydrant located on the property*
- *Annual Maintenance must be performed prior to requesting a Hydrant Flow Test*

☐ ANNUAL MAINTENANCE

☐ HYDRANT FLOW TEST (required every 5 years)

DATE OF APPLICATION: \_\_\_\_\_

DATE OF HYDRANT SERVICING: \_\_\_\_\_

HYDRANT ID #: \_\_\_\_\_

DESCRIPTION OF LOCATION: \_\_\_\_\_

***GIS mapping, available at the D.P.W. - Engineering Office, is required to show location of all hydrants on the property.***

BUSINESS NAME OF PROPERTY: \_\_\_\_\_

PROPERTY ADDRESS: \_\_\_\_\_

OWNERS NAME: \_\_\_\_\_

OWNERS ADDRESS: \_\_\_\_\_

TELEPHONE NUMBER: \_\_\_\_\_ E-MAIL: \_\_\_\_\_

CONTRACTOR'S NAME/COMPANY: \_\_\_\_\_

☐ LICENSED WATER INSTALLER

☐ APPROVED HYDRANT INSPECTOR

ADDRESS: \_\_\_\_\_

PHONE NUMBER: \_\_\_\_\_ E-MAIL: \_\_\_\_\_

CONTACT PERSON: \_\_\_\_\_

.....  
APPLICANT'S SIGNATURE

.....  
DATE OF APPLICATION

.....  
PRINT NAME

**PERMIT IS VALID FOR 30 DAYS FROM ISSUED DATE**

.....  
D.P.W. – ENGINEERING, RECEIVED BY

.....  
AMOUNT PAID



City of Marlborough  
Department of Public Works  
135 Neil Street  
Marlborough, MA 01752

Invoice No. \_\_\_\_\_  
Date-Map-Pcl.

## INVOICE

### PRIVATE FIRE HYDRANT INSPECTION/TESTING

<b>Owner</b>		<b>Misc</b>	
Business		Date	
Owner		Map	
Address		Pcl.	
City	State	ZIP	


Qty.	Hours worked	Rate	TOTAL
	Hydrant Functionality Test	\$ 50.00	\$ -
	Hydrant Flow Test	\$ 100.00	\$ -
	Start Time: <input type="text"/>		
	End Time: <input type="text"/>		
	Total Hours: <input type="text"/> (4 Hr. Min.)	\$ 51.31	\$ -
	City Inspector: _____		

<b>Property:</b>		<b>TOTAL</b>	\$ -
Address:		Office Use Only	

--



# Mueller® Super Centurion 250™ Fire Hydrant



Designed for efficient flow and  
outstanding, long-term reliability

**Mueller Co.**




# Mueller® Super Centurion 250™ Fire Hydrant...250 psig rating, high flow, dependable performance, 10-year limited warranty...and convenient, reversible main valve

Performance is the real test of a fire hydrant. Proven flow characteristics, 250 psig rating, and easy operation and maintenance are among the features of the Mueller® Super Centurion 250™ 3-Way Fire Hydrant. Plus, the hydrant is backed by a 10-year limited warranty on materials and workmanship, and our plant is ISO 9001 certified, the highest level available.

- 250 psig working pressure; 500 psig test pressure.
- Convenient, reversible main valve doubles service life.
- Advanced safety coupling and flange design reduce traffic damage to hydrant. Convenient replacement kit available.
- Stainless steel safety stem coupling resists corrosion and assures a tight connection between stem sections.
- Efficient hydraulic design provides maximum flow.
- Hose and pumper nozzles are threaded in and field-replaceable.
- Forced lubrication system and anti-friction washer ease operation.
- Main valve is easily removed from either the bonnet flange or ground line flange.



- *Fully conforms to AWWA Standard C502*
- *Underwriters Laboratories Listed*
- *Factory Mutual Approved*



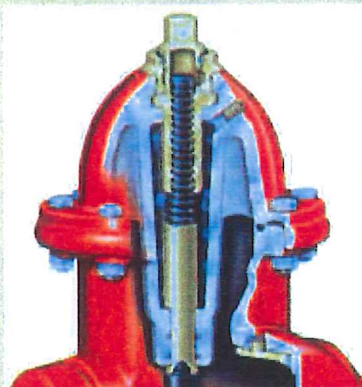




## From bonnet to shoe, performance is built in

**Dry-top design**, with unique, self-oiling system, provides automatic, positive lubrication for easy operation, even after years of service. Lubricant is forced over all stem threads and bearing surfaces in the operating mechanism each time the hydrant

is operated. Dual O-ring seals prevent lubricant loss during shipping, storage or installation and keep water away from stem threads and bearing surfaces when the hydrant is in use. An anti-friction washer and automatic lubrication of the thrust collar add to easy operation.



**Hose and pumper nozzles** are threaded-in for easy field replacement if damaged, or for changeover to different thread style. A special

locking method makes installation simple and secure. The nozzles can be faced in any direction by loosening the safety flange bolts and rotating the upper barrel assembly.



**Improved safety flange and stainless steel stem coupling** perform more predictably to protect the main connection from traffic induced damage and minimize damage to the hydrant. If struck by a vehicle, the safety flange breaks away below the ground flange area and the safety stem coupling *pulls apart*. No loose pieces can fall into the lower barrel where they could affect main valve or drain operation.



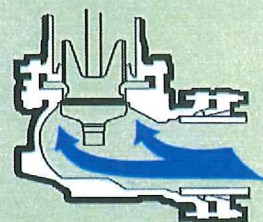
The high strength stainless steel safety coupling resists corrosion and assures a tight connection between the stem sections during normal hydrant operation. Upon traffic impact, the coupling tears away, leaving the lower stem below ground level where it cannot be

depressed by a vehicle tire, and the main valve remains closed. Service is restored quickly and easily without excavation by replacing the safety flange and coupling using a convenient repair kit.


### **Reversible, compression-type main valve**

closes with water pressure for positive sealing. Double drain valves are force flushed each time the hydrant is operated and provide drainage of the

barrel. A special wrench allows removal of the main valve and seat ring from either bonnet or ground level flange. The main valve is made of durable rubber which provides a long service life, yet is reversible, providing a convenient spare in place.



### **Shoe is designed for maximum flow and easy connection**



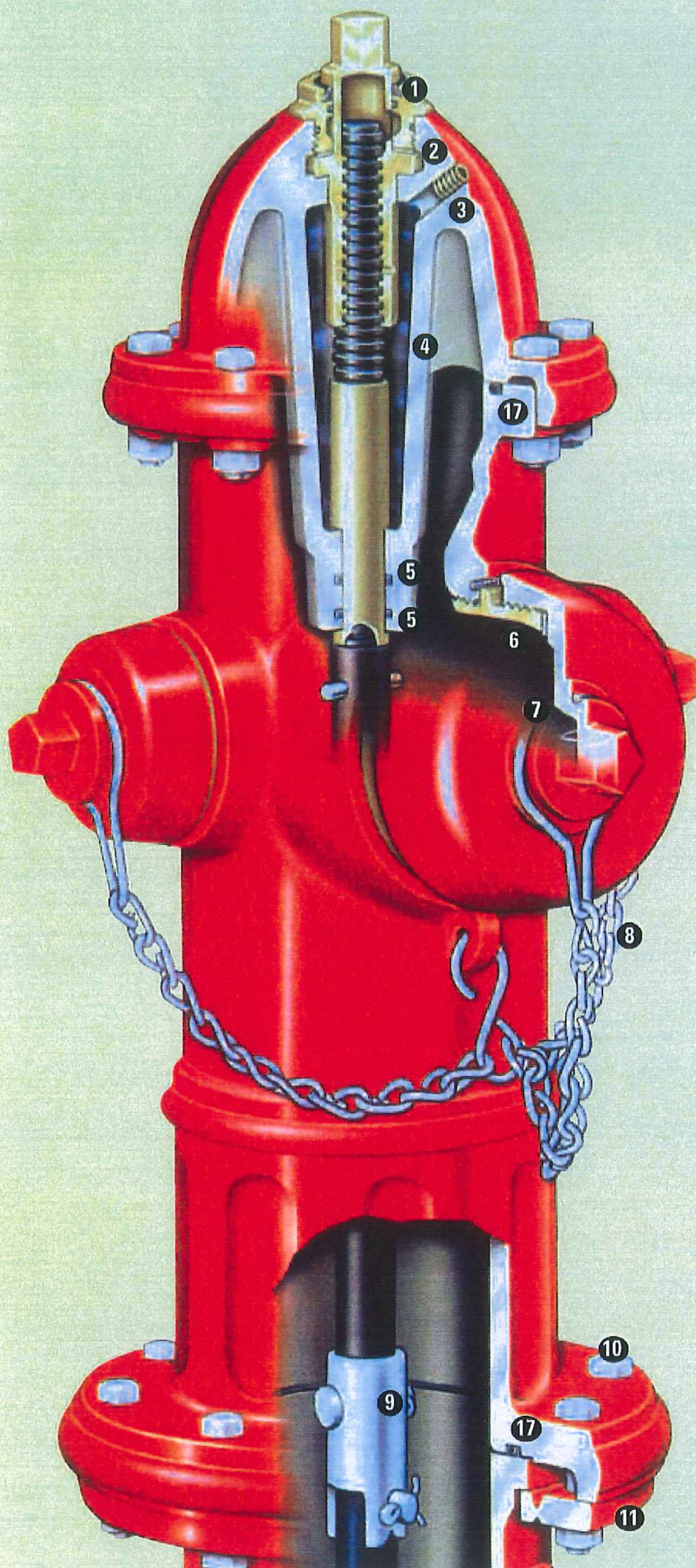
with its smooth transitional contours, extended neck and integral anti-rotation pads, allowing use of standard tee-head bolts. The shoe also has large blocking pads for easier setting and two lugs for strapping. (Strapping lugs are not provided on flanged connections.) The inside of the shoe is covered with Mueller HP® Epoxy Coating. The drain ring housing,

lower main valve plate and its retaining nut are also covered with epoxy. This thermosetting epoxy forms a tough, corrosion-resistant barrier to chemicals, physical impact and electrical currents.

**O-ring sealed flanges** at the bonnet, ground line and shoe simplify maintenance by eliminating gasket adhesion at these points, making disassembly easier. The O-rings are easier than flat gaskets to position during reassembly, and provide superior pressure handling.







**1 Hold-down nut** — features integral weather seal. Prevents unauthorized removal of hold-down nut or bronze operating nut. Resilient wiper seal prevents water entry and protects from freezing; material resistant to sunlight deterioration. O-ring provides second level seal.

**2 Anti-friction washer** — helps assure easy operation over life of hydrant.

**3 Oil filler plug** — permits visual check of oil level. Allows addition of oil without removing bonnet.

**4 Sealed oil reservoir** — O-ring sealed to prevent leakage. Lubricant is forced over stem threads and bearing surfaces each time hydrant is operated.

**5 Dual O-ring seals** — seal in lubricant; seal out water.

**6 Field-replaceable hose and pumper nozzles** — O-ring sealed; threaded in place and retained by stainless steel locks.

**7 Full flow openings** — large, smooth radius hose and pumper openings reduce friction loss.

**8 Heavy-duty, non-kinking chains** — special chain loop permits free turning of cap.

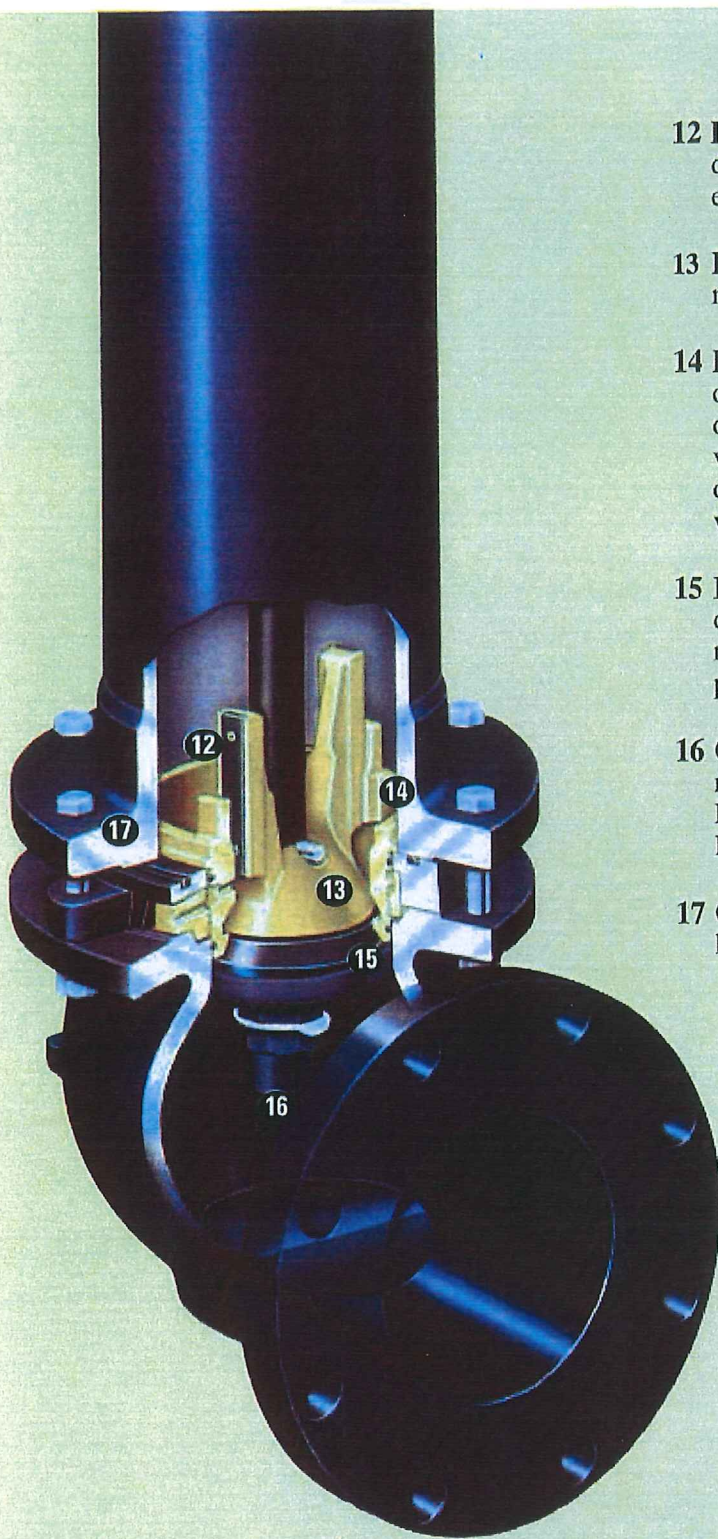
**9 Stainless steel safety stem coupling** — provides a tight, corrosion resistant connection during normal operation. If vehicle hits hydrant, coupling pulls free without breaking into pieces, preventing stem or main valve damage. Designed so a tire cannot depress stem and open main valve.

**10 Zinc-plated bolts and nuts** — protect against corrosion.

**11 Safety flange** — breaks cleanly to help prevent barrel damage, but strong enough to withstand normal handling. Allows economical repair, adding of extension section, rotation or changing of upper barrel without excavation.

**250 psig working pressure rating** — compatible with today's trend toward higher pressure system components.





**12 Drain valve facings** — specially designed, long-life plastic facings provide effective sealing.

**13 Bronze upper valve plate** — conical design reduces turbulence.

**14 Bronze seat ring** — threaded into bronze drain ring and O-ring sealed. Can be removed or installed from above ground. Double drain valves force-flush drain openings to keep them open for effective barrel drainage. Bronze drain valves are integral parts of main valve assembly.

**15 Reversible, compression-type main valve** — closes with pressure for positive seal. Rubber material has long service life, yet is reversible, providing a convenient spare in place.

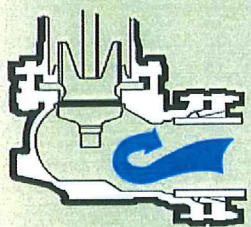
**16 Cap nut** — retains main valve. Sealed by cap nut gasket to prevent corrosion of stem threads. Locked in place by a stainless steel lock washer. Epoxy coated to resist corrosion.

**17 O-ring flange seals** — superior pressure handling, easier disassembly and maintenance.

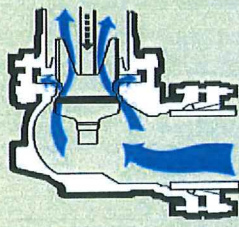
**Contoured shoe** — designed for maximum flow. Extended neck and anti-rotation pads allow use of standard tee-head bolts.

**Mueller HP® Epoxy Coating** — covers shoe interior, main valve lower plate and its retaining cap nut. Drain ring housing is also covered to resist corrosion and deposits, and ease main valve removal.

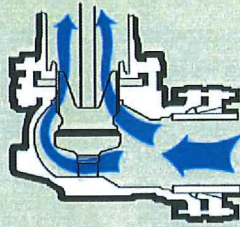
### Main valve operation



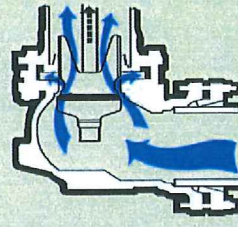
**Closed** — main valve held closed by operating nut and water pressure; barrel is dry.



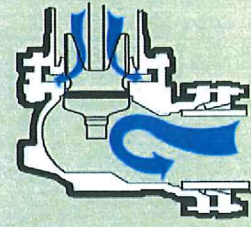
**Opening** — water pressure force-flushes double drain valves and drain openings; establishes drainage field around hydrant.



**Fully open** — main valve guides seal drain valves closed.



**Closing** — water pressure again force-flushes drain valves.



**Fully closed** — drain valves are open to allow drainage of barrel.



# Mueller® Centurion® Fire Hydrant

250 psig working pressure — 500 psig test pressure

A-421 4-1/2" three-way 2 hose nozzles and 1 pumper nozzle

A-423 5-1/4" three-way 2 hose nozzles and 1 pumper nozzle

200 psig working pressure — 400 psig test pressure

(Many of the same features as the Centurion 250™ hydrant)

A-420 4-1/2" two-way 2 hose nozzles

A-422 5-1/4" two-way 2 hose nozzles

A-424 4-1/2" one-way 1 pumper nozzle

A-425 5-1/4" two-way 2 pumper nozzles

## Storz pumper nozzle option —

- Available for 5" pumper nozzles, an integral storz connection allows the fire department to connect its pumper hose to the hydrant with a quick, quarter-turn action.
- No thread alignment, cross threading or leakage problems.

## 4-way with monitor elbow —

- Monitor style eliminates a possible leak path with separate monitor nozzle attachment.
- All parts interchangeable with Mueller Super Centurion 250 hydrant.
- 250 psi working pressure; 500 psi test pressure.
- Full flow 4-way openings: 4" monitor elbow, one 4-1/2" pumper nozzle, two 2-1/2" hose nozzles.

OPEN RIGHT VALVE



## Sizes and types of inlet connections

Size of Hydrant	Aqua-Grip™ System IPS/DIPS	Flanged*	Mech. Joint	D-150 Mech. Joint	Slip-On
4-1/2"	6"	4", 6"	4", 6", 8"	4", 6"	6"
5-1/4"	6"	4", 6"	4", 6", 8"	4", 6"	6"

(Auxiliary gate valves with flanged outlet and choice of inlet can be attached to hydrant with flanged inlet.)

\*Available with vertical or horizontal inlet.

\*\*Two styles available: IPS (PVC, PE, steel) or DIPS (DI, PVC, PE).

## Mueller accessories

### A-359-00 seat wrench —

universal fit; used to remove main valve and seat ring from bonnet level or ground line. Wrench self-centers on barrel flanges.



A-367 brass sleeve — protects O-rings from damage when the bonnet is removed from the upper stem.



### A-311 operating wrench —

operates nozzle caps, pin- and lug-type hose couplings, hydrant operating and hold-down nuts.



A-51 hydrant lubricating oil — 10.5 oz. can of all-weather oil exactly fills oil reservoir.



## Ordering hydrants, accessories, or repair kits

For complete ordering information refer to the Mueller Water Distribution Products Catalog (available on-line).

Manufactured under one or more of the following:  
U.S. Patent No. 4,717,178; 4,842,246.

**Mueller Co.**

Main Office — Decatur, IL  
Water Division: 1-800-423-1323  
Canada — Mueller Canada Inc., Milton, Ontario 1-905-878-0541  
www.muellercompany.com  
e-mail: moreinfo@muellercompany.com

All products must be installed and maintained in accordance with applicable instructions and/or standards.

## Hydrant repair kits

Having everything you need in a convenient kit helps make routine maintenance easier and periodic hydrant upgrading simpler. Kits are available for five different hydrant sections. Specific kits include:

### 1 Bonnet repair kit

Weather seal. Hold-down nut O-ring.  
Bonnet O-ring. Anti-friction washer.  
Stem O-rings.  
Bonnet flange O-ring and gasket.†  
Hydrant lubricating oil.

### 2 Safety flange repair kit

Stem coupling. Safety flange.  
Flange gasket. Hydrant lubricating oil.  
Replacement bolts and nuts.  
Bonnet flange O-ring and gasket.†

### 3 Extension kit

Extension barrel. Extension stem.  
Flange. 8 bolts and nuts.  
Flange O-ring and gasket.†  
Hydrant lubricating oil.  
Stem coupling and hardware.  
Bonnet flange O-ring and gasket.†

### 4 Main valve kit


Top seat O-rings. Lower valve plate.††  
Bottom seat O-rings. Cap nut seal.  
Main valve.†† Lock washer.  
Bronze seat ring.

### 5 Shoe repair kit

Drain valve facings. Cap nut seal.  
Top seat O-ring. Main valve.††  
Lower valve plate.†† Lock washer.  
Bottom seat O-ring. Shoe nuts and bolts.  
Drain valve facing screws.  
Drain ring housing O-ring and gasket.  
Hydrant lubricating oil.

†Kit includes both O-ring and gasket to accommodate either 250 psig or 200 psig style hydrants.

††Reversible style main valve and lower valve plate — must be used together when replacing non-reversible style parts.







**Hy-Viz Inc.**

23a Vreeland Street

Lodi NJ, 07644

Phone: 973-478-1464

Fax: 973-478-1943

[www.hyviz.com](http://www.hyviz.com)    [info@hyviz.com](mailto:info@hyviz.com)

## Fiberglass **HY-VIZ** Markers

Our **Fiberglass models** are functional and look great! **Only Hy-Viz markers** combine high-quality construction such as **Stainless Steel** springs and ring mounts, with flexibility of options including custom mounting styles and **your choice** of reflective color combinations!

Match the marker's colors to **flow rates** to your hydrants, your town, school or organization colors - be creative! *A Patriotic Theme? A Traditional Color? Flags? No problem!*  
**100% Custom Made 100% of the time -In the U.S.A.!**  
*"Artwork for your hydrant and town!"*

Hy-Viz markers get your hydrants noticed, in rain, fog, snow, **behind parking violators**, debris, in fields, or pitch-black roads **Our markers do the job year round!**



### **Just a few of the features of our fiberglass markers:**

- 3/8" thick super strong pultrusion fiberglass shafts with **FULL** UV protection!
- Standard Markers are 4' long, but easily ordered in **ANY length or color!**
- **B-I-G** Engineer Grade Reflective Bands in **ENDLESS** color combinations!
- **US MADE Stainless Steel** Springs –in our exclusive design- **Never** rusts or corrodes!
- Exclusive "Dual Duty" Double and "Tri-Power" **TRIPLE** stainless springs available!
- **Stainless** "Laser Locks" & **6061 Aluminum** fittings- 100% **non-rusting!**
- **"Sexy 33 ring mounts"** .33 thick hand bent, from pure 304 **stainless steel!** Available in standard, offset and STEAMER mounts!
- 3/16" thick-coated **bolt mount, threaded or custom** mounts available!
- **EZ-"Add-A-Flag"** options help your hydrant stand out even more, or to number them!

**Our more popular color choices-** (Or you can choose your own combinations & mix and match!!)



"Patriot"

Traditional

"Creamsicle"

"Samson"

"Phoenix"

Swirls

"Sunset"

Purchasing direct from us, the manufacturer, allows you to design what **YOU** want and need! **Custom made here in the US** means we can **and will** fulfill any of your needs!

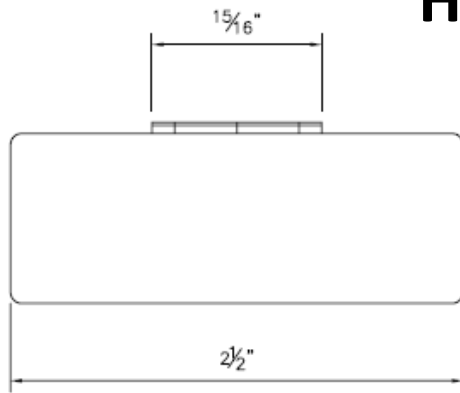
Compare our **PRODUCTS**, our **PRICES**, and our **Designs** and see why we have **"The BEST markers you can buy for Quality and Value!"**

Thank you for your interest in our products. Please visit our website at [www.hyviz.com](http://www.hyviz.com) E-mail or call us! - **Women owned Family run -- we care!**

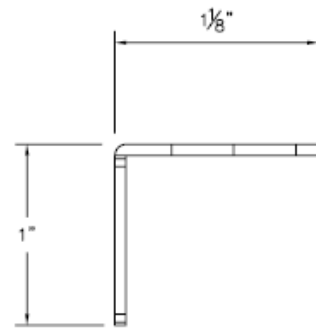
### **Add-A-Flag Option!**



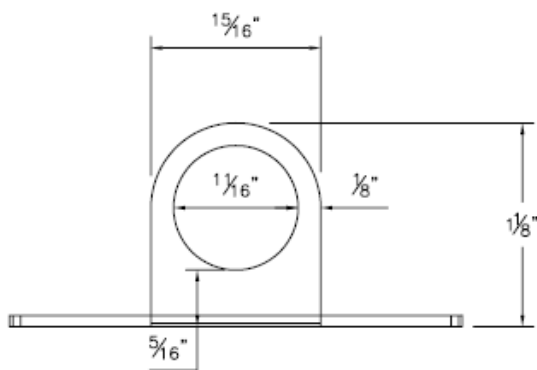
# HYDRANT TAG



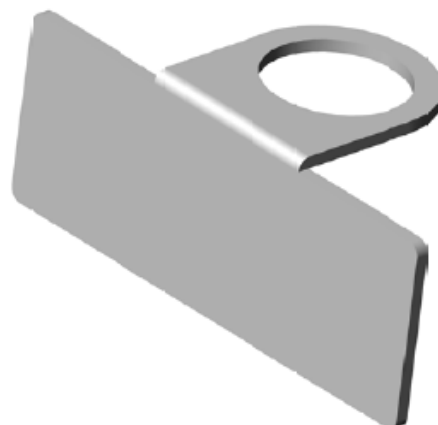
FRONT



SIDE



TOP



ISOMETRIC



HOME

PRODUCTS

VIDEOS

ABOUT US

COMMUNITY

CONTACT

INTERNATIONAL  
Distributor Websites

City or Postal Code

Distance : 10

FIND A DEALER

See this product in:

IMAGE MSDS

## Winter Safe -50 RV Anti-Freeze - Non-Toxic PG

Item:	Size:	Case:	Option:	Label:
<a href="#">31200</a>	1 Gallon	6	Pink	
<a href="#">312G55</a>	55 Gallon	1	Pink	

### Description

Star brite® Wintersafe -50°F (-46°C) Non-Toxic Antifreeze provides excellent cold weather and corrosion protection for drinking water systems and all engines at an attractive price. Its premium additive package prevents corrosion of aluminum, copper, brass and solder, but will not harm rubber, seals or hose materials. The 3X-died pink color provides excellent blow-through visibility. Formulated with virgin, non-toxic USP-grade ingredients. It contains no alcohols. This product is ready-to-use; do not dilute it.

Star brite® Wintersafe -50°F (-46°C) Non-Toxic Antifreeze will provide burst protection to -50°F (-46°C) and freeze protection within a range of +14°F to +18°F (-10°C to -8°C). When testing with a refractometer or with a hydrometer designed for use with PG, freeze point readings on the PG scale will range from +14°F to +18°F. When winterizing water systems with plastic pipes in regions where temperatures can fall below -10°F (-23°C), we recommend using Star brite® -100°F (-73°C) Non-Toxic Antifreeze.

### Features

- Safe for copper, brass and all types of plastic.
- Non-toxic virgin propylene glycol formula.
- Protects water systems & engines from freeze ups during storage.
- Contains corrosion inhibitors to protect all metal engine components and seals.

### Product Group

312

Share this product



### Related Products



**314 -50 Non-Toxic Premium Anti-Freeze - PG**

[Show Details »](#)



**350 Do-It-Yourself Winterizing Kit**

Removes deposits to keep engines running cool.

[Show Details »](#)



# HYDRANTS Marking

## Reflective & Non-Reflective Hydrant Markers


- Available in sizes to fit 2-1/2" or 4-1/2" outlets
- Durable UV- and weather-resistant plastic construction
- Choose from three marker styles



USABlueBook hydrant markers are an economical solution for hydrant visibility and identification. They install easily behind hydrant caps and remove easily for hydrant maintenance—no more masking off markers during hydrant painting. Durable UV-resistant plastic construction. Available in reflective or non-reflective materials.

Choose from three styles. **NFPA Markers** come in your choice of colors to meet NFPA standards and AWWA recommendations. **"OUT OF SERVICE" Markers** are available in multiple marker/text color combinations. **"FOR FIRE EMERGENCY USE ONLY..." Markers** feature white text on red or blue background.

**Note:** Custom imprinted markers are available as special order. Contact USABlueBook for more information.



### 2 1/2" Outlet (7.5"OD x 3.1"ID)

COLOR	NON-REFLECTIVE STOCK #	EACH	QTY 25+
<b>NFPA MARKERS</b>			
Red	88089	\$	\$
Blue	88090		
Orange	88091		
Green	88092		
<b>"OUT OF SERVICE" MARKERS</b>			
Yellow w/ Black Text	88069	\$	\$
Red w/ White Text	88070		
White w/ Black Text	88071		
Black w/ White Text	88072		
<b>"FOR FIRE EMERGENCY USE ONLY..." MARKERS</b>			
Blue w/ White Text	88085	\$	\$
Red w/ White Text	88086		

REFLECTIVE STOCK #	EACH	QTY 25+
88097	\$	\$
88098		
88100		
88101		
88077	\$	\$
88078		
88079		
88080		
—	—	—
—	—	—

### 4 1/2" Outlet (10.5"OD x 5.75"ID)

COLOR	NON-REFLECTIVE STOCK #	EACH	QTY 25+
Red	88093	\$	\$
Blue	88094		
Orange	88095		
Green	88096		
88073	\$	\$	
88074			
88075			
88076			
88087	\$	\$	
88088			

REFLECTIVE STOCK #	EACH	QTY 25+
88235	\$	\$
88236		
88237		
88238		
88081	\$	\$
88082		
88083		
88084		
—	—	—
—	—	—

## Reflective Hydrant Collars

- Durable PVC construction with high-quality reflective sheeting
- Easy installation and removal—great during hydrant maintenance



Choose from Striped or Solid Collars

Use these 2" reflective hydrant collars for increased visibility in severe weather and low-light conditions. They feature durable extruded PVC construction topped with premium-grade reflective sheeting. To install, simply wrap the collar around your hydrant and turn the dual hex key screws. Removal is just as easy—great during hydrant maintenance projects.

Reflective collars are an economical solution for color coding hydrants. Available in your choice of colors to meet NFPA standards and AWWA recommendations. Choose from solid colors or collars with silver striping.

COLOR	SOLID STOCK #	STRIPED STOCK #	EACH	QTY 6+
Blue	88102	88108	\$	\$
Green	88103	88109		
Orange	88104	88110		
Red	88105	88111		
Yellow	88106	88112		
Silver	88107	—		

**Low-cost alternative to traditional color-coding methods**



See page 506 for a wide selection of **Hydrant Paint.**

