



# CITY OF MARLBOROUGH

## BOARD OF HEALTH

Joseph Tennyson, MD, Chair  
James Griffin, Vice Chair  
Robin Williams, Member  
Tel (508) 460-3751

### Confirmed Coronavirus Cases in the City of Marlborough

11/04/2020

MARLBOROUGH*	
Total Cases	1504
Recovered	1364
Deaths	72
Active	68
Risk Category = Ave Daily Incidence Rate per 100K population (10/18/20 - 10/31/20)**	17.7 <sup>+</sup>

<sup>+</sup> Lower risk: <4 cases per 100,000 population. Moderate risk: 4-8 cases per 100,000 population; Higher risk: >8 cases per 100,000 population.

\* Data shown is cumulative and accurate as reported to the Marlborough Health Dept. at 10:00 am on the day of posting. Numbers will be updated on MWF and may post more often as circumstances warrant. Daily fluctuations of numbers, either up or down, may occur once permanent residence is established. Data is pulled from "Event Date" in the Maven reporting system.

\*\* Data presented processed in accordance with Mass. Department of Public Health (MDPH) weekly risk category characterization which is based on the "First Positive Specimen Date" and lags several days due to DPH reporting limitations.



# CITY OF MARLBOROUGH

## BOARD OF HEALTH

Joseph Tennyson, MD, Chair  
James Griffin, Vice Chair  
Robin Williams, Member  
Tel (508) 460-3751

11/04/2020

<u>Date Range</u>	<u>Average Case Count Last 14 Days</u>	<u>Average Daily Incidence Rate (Past 14 days)</u>	<u>Average Daily Incidence Rate per 100K (Past 14 days)</u>
8/29 - 8/16	34	2.4	5.6
9/5 - 8/23	27	1.9	4.4
9/12 - 8/30	34	2.4	5.6
9/19 - 9/6	51	3.6	8.4
9/26 - 9/13	63	4.5	10.4
10/03 – 9/20	73	5.2	12.0
10/10 – 9/27	121	8.6	19.9
10/17 – 10/04	121	8.6	19.9
10/24 – 10/11	73	5.2	12.0
10/31 – 10/18	108	7.7	17.7



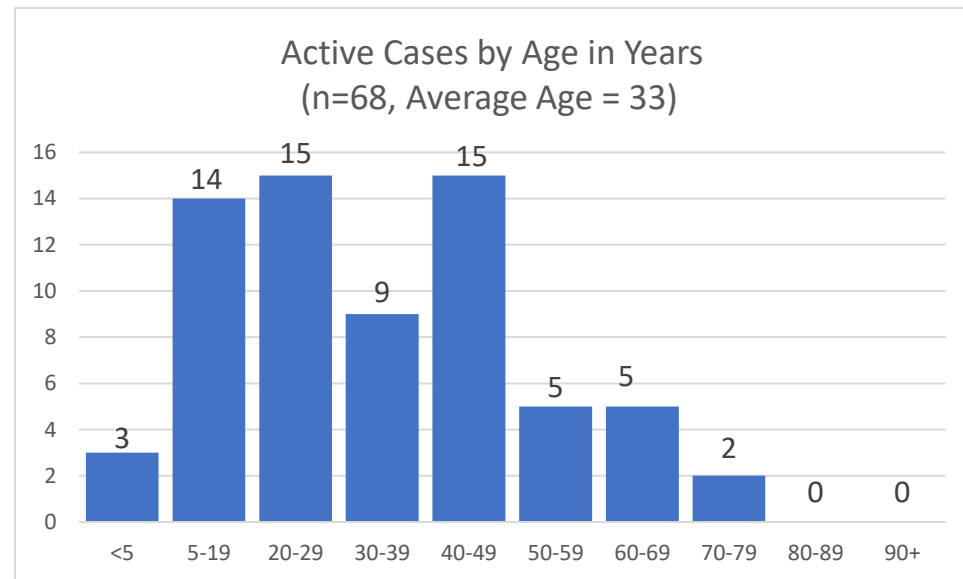
# CITY OF MARLBOROUGH

## BOARD OF HEALTH

Joseph Tennyson, MD, Chair  
James Griffin, Vice Chair  
Robin Williams, Member  
Tel (508) 460-3751

### Current Active Confirmed Coronavirus Cases in the City of Marlborough (11/04/2020)

Active Cases by Age (n=68)		
Age in yrs	Count	%
<5	3	4
5-19	14	21
20-29	15	22
30-39	9	13
40-49	15	22
50-59	5	7
60-69	5	7
70-79	2	3
80-89	0	0
90+	0	0



\* Data shown is cumulative and accurate as reported to the Marlborough Health Dept. at 10:00 am on the day of posting. Numbers will be updated on MWF and may post more often as circumstances warrant. Daily fluctuations of numbers, either up or down, may occur once permanent residence is established. Data is pulled from "Event Date" in the Maven reporting system.



# CITY OF MARLBOROUGH

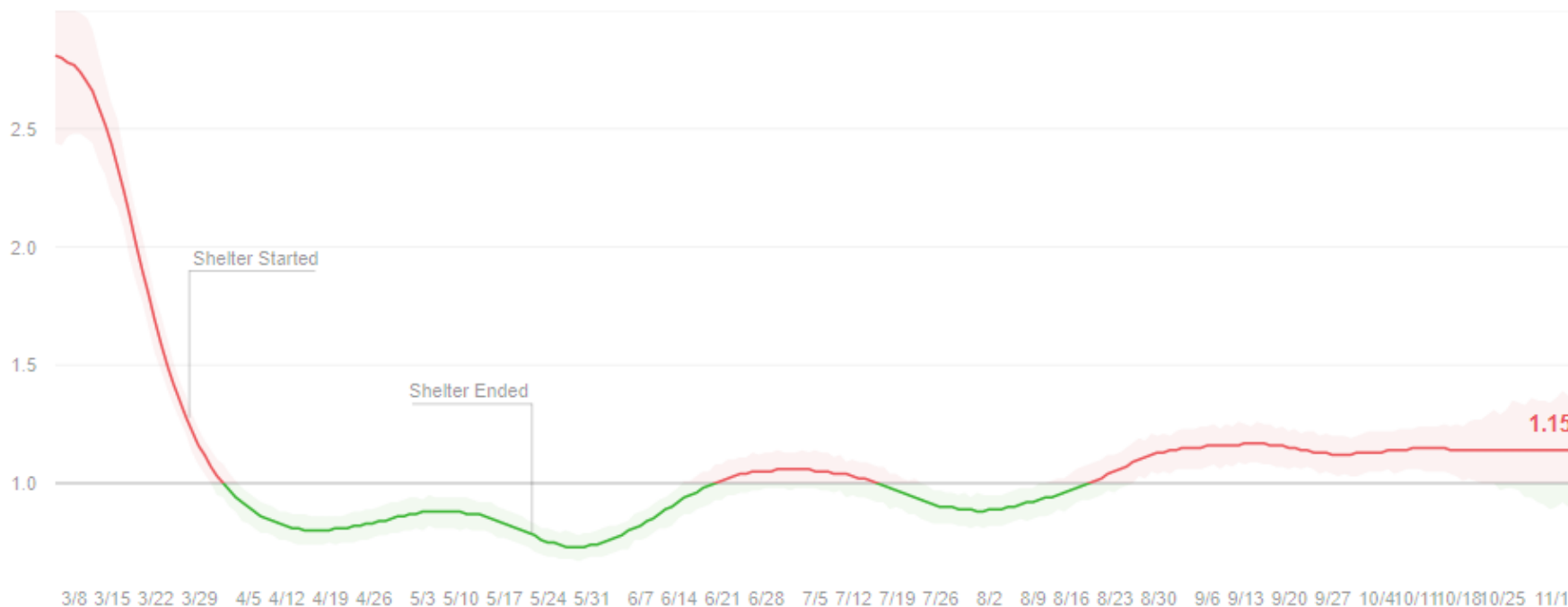
## BOARD OF HEALTH

Joseph Tennyson, MD, Chair  
James Griffin, Vice Chair  
Robin Williams, Member  
Tel (508) 460-3751

### EFFECTIVE REPRODUCTIO RATE\* - $R_t$

11/04/2020

$R_t$  is the average number of people who become infected by an infectious person.  
If it's above 1.0, COVID-19 will spread quickly. If it's below 1.0, infections will slow.



\*Source for this graph is: <https://rt.live/us/MA>



# CITY OF MARLBOROUGH

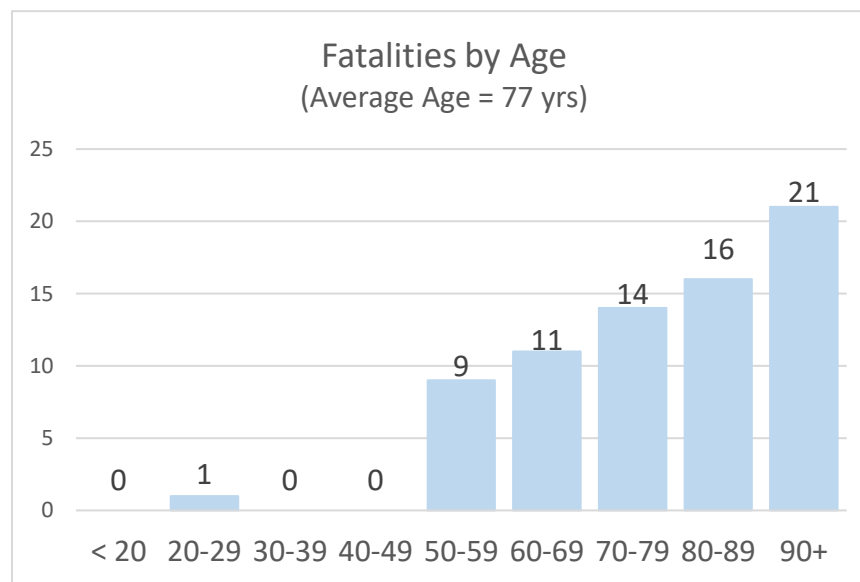
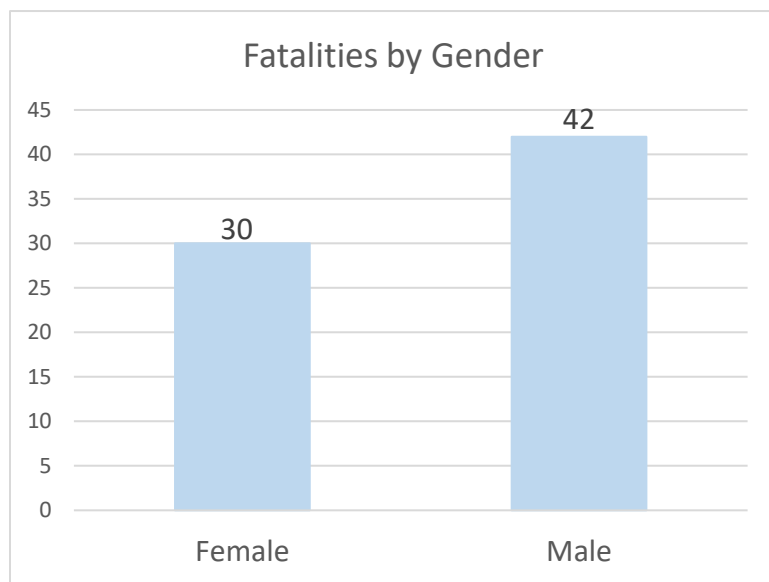
## BOARD OF HEALTH

Joseph Tennyson, MD, Chair  
James Griffin, Vice Chair  
Robin Williams, Member  
Tel (508) 460-3751

### Confirmed Coronavirus Fatalities in the City of Marlborough

(Total cases = 72, Cumulative Data)

**11/04/2020**



\* Data shown is cumulative and accurate as reported to the Marlborough Health Dept. at 10:00 am on the day of posting. Numbers will be updated on MWF and may post more often as circumstances warrant. Daily fluctuations of numbers, either up or down, may occur once permanent residence is established. Data is pulled from "Event Date" in the Maven reporting system.



# CITY OF MARLBOROUGH

## BOARD OF HEALTH

Joseph Tennyson, MD, Chair  
James Griffin, Vice Chair  
Robin Williams, Member  
Tel (508) 460-3751

### Total Confirmed Coronavirus Cases in the City of Marlborough (11/04/2020)

Total Cases by Age (n=1504)		
Age in yrs	Count	%
<5	26	2
5-19	160	11
20-29	234	16
30-39	259	17
40-49	240	16
50-59	229	15
60-69	155	10
70-79	79	5
80-89	76	5
90+	46	3

