



CITY OF MARLBOROUGH BOARD OF HEALTH

Joseph Tennyson, MD, Chair
James Griffin, Vice Chair
Robin Williams, Member
Tel (508) 460-3751

Confirmed Coronavirus Cases in the City of Marlborough 10/16/2020

MARLBOROUGH*	
Total Cases	1349
Recovered	1216
Deaths	72
Active	61
Risk Category = Ave Daily Incidence Rate per 100K population (09/29/20 - 10/12/20)**	18.9 ⁺

⁺ Lower risk: <4 cases per 100,000 population. Moderate risk: 4-8 cases per 100,000 population; Higher risk: >8 cases per 100,000 population.

* Data shown is cumulative and accurate as reported to the Marlborough Health Dept. at 10:00 am on the day of posting. Numbers will be updated on MWF and may post more often as circumstances warrant. Daily fluctuations of numbers, either up or down, may occur once permanent residence is established. Data is pulled from "Event Date" in the Maven reporting system.

** Data presented processed in accordance with Mass. Department of Public Health (MDPH) weekly risk category characterization which is based on the "First Positive Specimen Date" and lags several days due to DPH reporting limitations.



CITY OF MARLBOROUGH

BOARD OF HEALTH

Joseph Tennyson, MD, Chair
James Griffin, Vice Chair
Robin Williams, Member
Tel (508) 460-3751

10/16/2020

<u>Date Range</u>	<u>Average Case Count Last 14 Days</u>	<u>Average Daily Incidence Rate (Past 14 days)</u>	<u>Average Daily Incidence Rate per 100K (Past 14 days)</u>
8/29 - 8/16	34	2.4	5.6
9/5 - 8/23	27	1.9	4.4
9/12 - 8/30	34	2.4	5.6
9/19 - 9/6	51	3.6	8.4
9/26 - 9/13	63	4.5	10.4
10/03 – 9/20	73	5.2	12.0
10/12 – 9/29	115	8.2	18.9



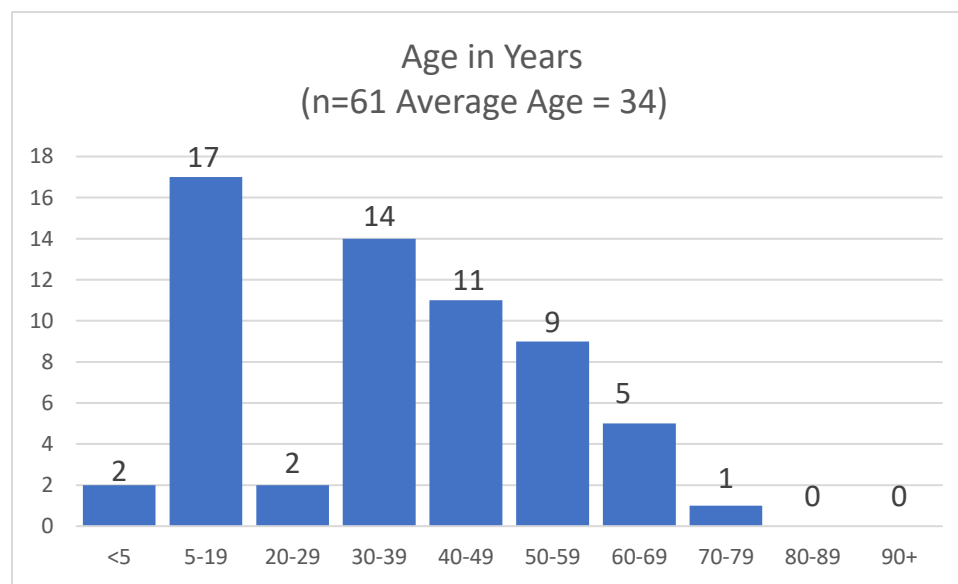
CITY OF MARLBOROUGH

BOARD OF HEALTH

Joseph Tennyson, MD, Chair
James Griffin, Vice Chair
Robin Williams, Member
Tel (508) 460-3751

Current Active Confirmed Coronavirus Cases in the City of Marlborough (10/16/2020)

Active Cases (n=61)		
Age in yrs	Count	%
<5	2	3
5-19	17	28
20-29	2	3
30-39	14	23
40-49	11	18
50-59	9	15
60-69	5	8
70-79	1	2
80-89	0	0
90+	0	0



* Data shown is cumulative and accurate as reported to the Marlborough Health Dept. at 10:00 am on the day of posting. Numbers will be updated on MWF and may post more often as circumstances warrant. Daily fluctuations of numbers, either up or down, may occur once permanent residence is established. Data is pulled from "Event Date" in the Maven reporting system.



CITY OF MARLBOROUGH

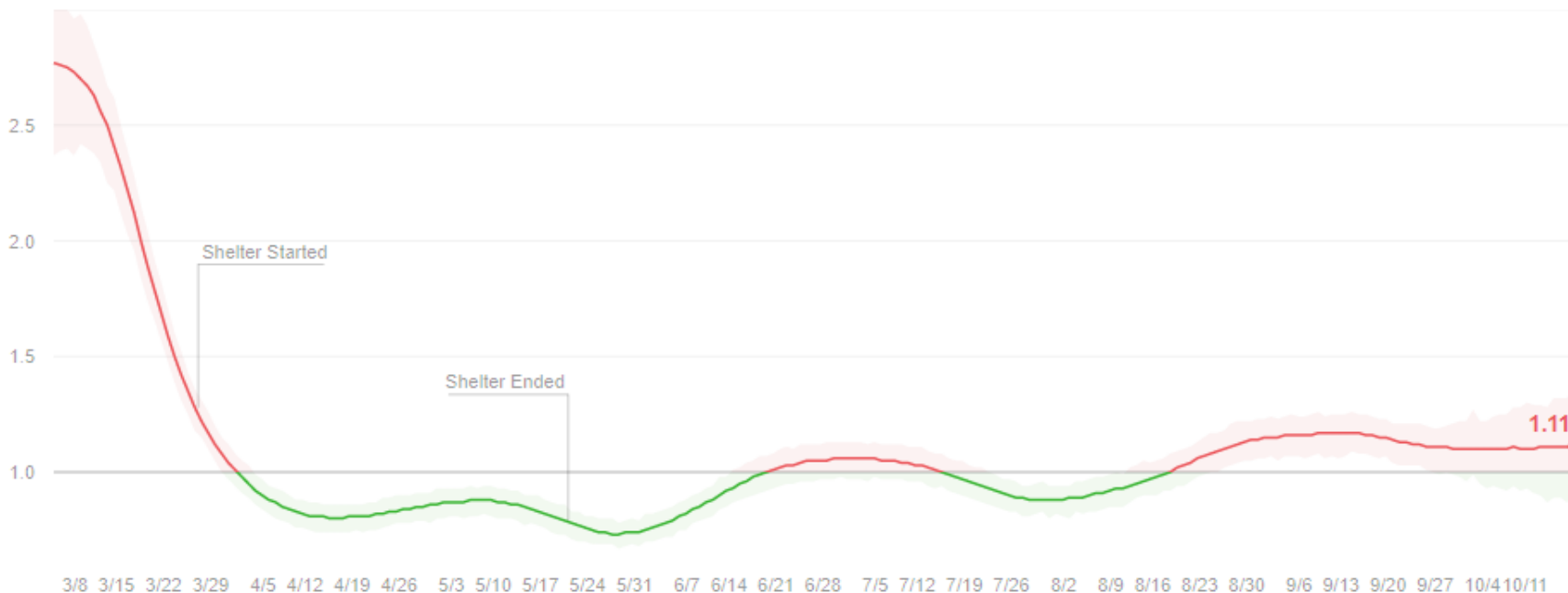
BOARD OF HEALTH

Joseph Tennyson, MD, Chair
James Griffin, Vice Chair
Robin Williams, Member
Tel (508) 460-3751

EFFECTIVE REPRODUCTIO RATE* - R_t

10/16/2020

R_t is the average number of people who become infected by an infectious person.
If it's above 1.0, COVID-19 will spread quickly. If it's below 1.0, infections will slow.



*Source for this graph is: <https://rt.live/us/MA>



CITY OF MARLBOROUGH

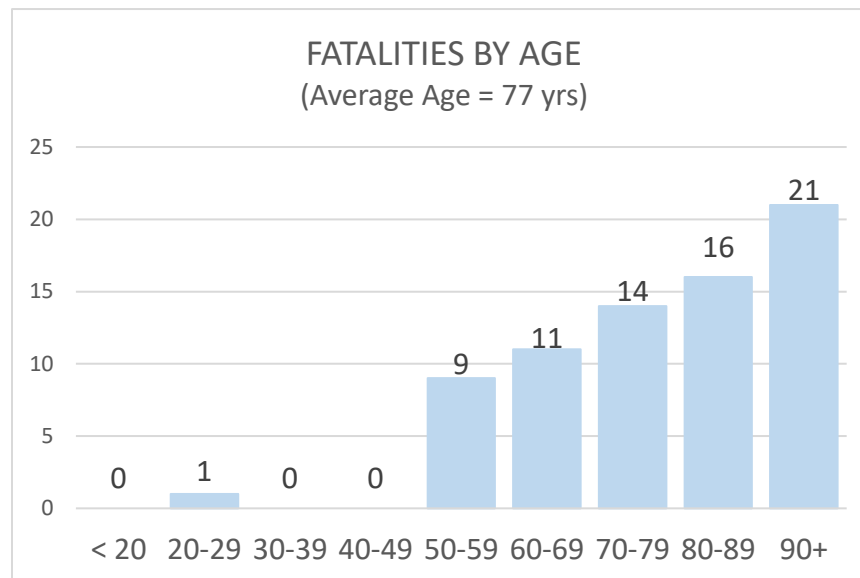
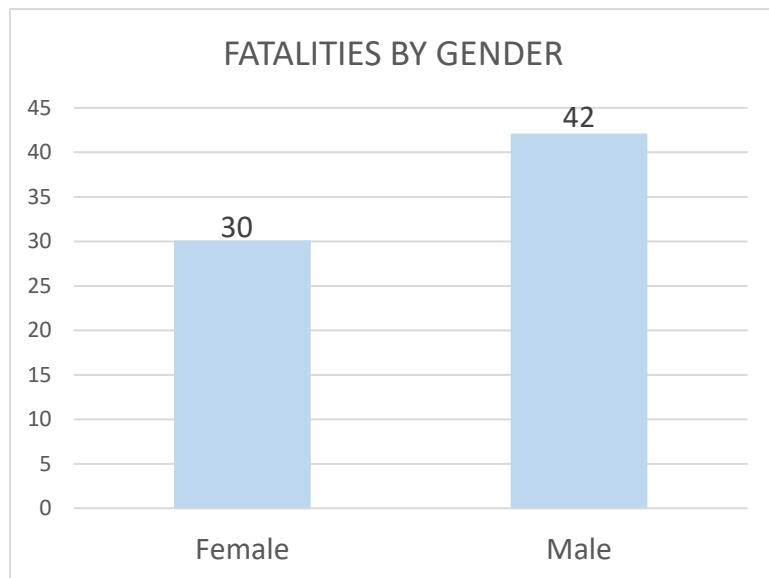
BOARD OF HEALTH

Joseph Tennyson, MD, Chair
James Griffin, Vice Chair
Robin Williams, Member
Tel (508) 460-3751

Confirmed Coronavirus Fatalities in the City of Marlborough

(Total cases = 72, Cumulative Data)

10/16/2020



* Data shown is cumulative and accurate as reported to the Marlborough Health Dept. at 10:00 am on the day of posting. Numbers will be updated on MWF and may post more often as circumstances warrant. Daily fluctuations of numbers, either up or down, may occur once permanent residence is established. Data is pulled from "Event Date" in the Maven reporting system.