



# CITY OF MARLBOROUGH

## BOARD OF HEALTH

Joseph Tennyson, MD, Chair  
James Griffin, Vice Chair  
Robin Williams, Member  
Tel (508) 460-3751

### Confirmed Coronavirus Cases in the City of Marlborough

09/25/2020

MARLBOROUGH*	
Total Cases	1195
Recovered	1087
Deaths	69
Active	39
Risk Category = Ave Daily Incidence Rate per 100K population (09/08/20 - 09/21/20)**	9.2 <sup>+</sup>

<sup>+</sup> Lower risk: <4 cases per 100,000 population. Moderate risk: 4-8 cases per 100,000 population; Higher risk: >8 cases per 100,000 population.

\* Data shown is cumulative and accurate as reported to the Marlborough Health Dept. at 10:00 am on the day of posting. Numbers will be updated on MWF and may post more often as circumstances warrant. Daily fluctuations of numbers, either up or down, may occur once permanent residence is established. Data is pulled from "Event Date" in the Maven reporting system.

\*\* Data presented processed in accordance with Mass. Department of Public Health (MDPH) weekly risk category characterization which is based on the "First Positive Specimen Date" and lags several days due to DPH reporting limitations.



# CITY OF MARLBOROUGH

## BOARD OF HEALTH

Joseph Tennyson, MD, Chair  
James Griffin, Vice Chair  
Robin Williams, Member  
Tel (508) 460-3751

Date Range	Active Cases	Case Count last 14 days	Average Daily Incidence Rate (Past 14 days)	Average Daily Incidence Rate per 100K (Past 14 days)
8/29 - 8/16	18	34	2.4	5.6
9/5 - 8/23	17	27	1.9	4.4
9/12 - 8/30	20	34	2.4	5.6
9/19 - 9/6	37	51	3.6	8.4
9/20 - 9/7	35	51	3.6	8.4
9/21 - 9/8	37	56	4.0	9.2



# **CITY OF MARLBOROUGH**

## **BOARD OF HEALTH**

Joseph Tennyson, MD, Chair  
James Griffin, Vice Chair  
Robin Williams, Member  
Tel (508) 460-3751

### **Active Confirmed Coronavirus Cases in the City of Marlborough** **(09/25/2020, n = 39)**

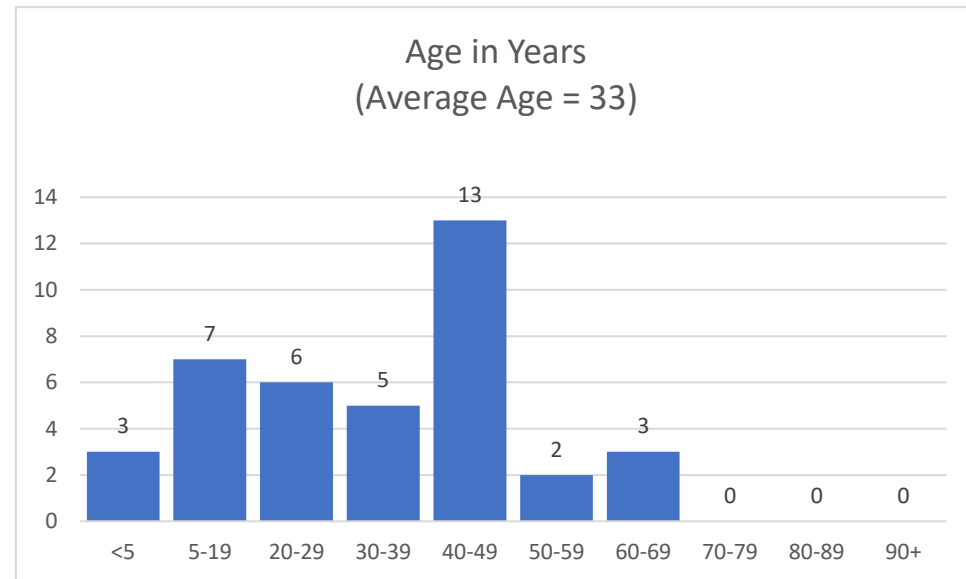


# CITY OF MARLBOROUGH

## BOARD OF HEALTH

Joseph Tennyson, MD, Chair  
James Griffin, Vice Chair  
Robin Williams, Member  
Tel (508) 460-3751

Active Cases		
Age in yrs	Count	%
<5	3	8
5-19	7	18
20-29	6	15
30-39	5	13
40-49	13	33
50-59	2	5
60-69	3	8
70-79	0	0
80-89	0	0
90+	0	0



\* Data shown is cumulative and accurate as reported to the Marlborough Health Dept. at 10:00 am on the day of posting. Numbers will be updated on MWF and may post more often as circumstances warrant. Daily fluctuations of numbers, either up or down, may occur once permanent residence is established. Data is pulled from "Event Date" in the Maven reporting system.



# CITY OF MARLBOROUGH

## BOARD OF HEALTH

Joseph Tennyson, MD, Chair  
James Griffin, Vice Chair  
Robin Williams, Member  
Tel (508) 460-3751

### EFFECTIVE REPRODUCTIO RATE\* - $R_t$

09/25/2020

*$R_t$  is the average number of people who become infected by an infectious person. If it's above 1.0, COVID-19 will spread quickly. If it's below 1.0, infections will slow.*



# CITY OF MARLBOROUGH

## BOARD OF HEALTH

Joseph Tennyson, MD, Chair  
James Griffin, Vice Chair  
Robin Williams, Member  
Tel (508) 460-3751

# Massachusetts ▾

Current  $R_t$

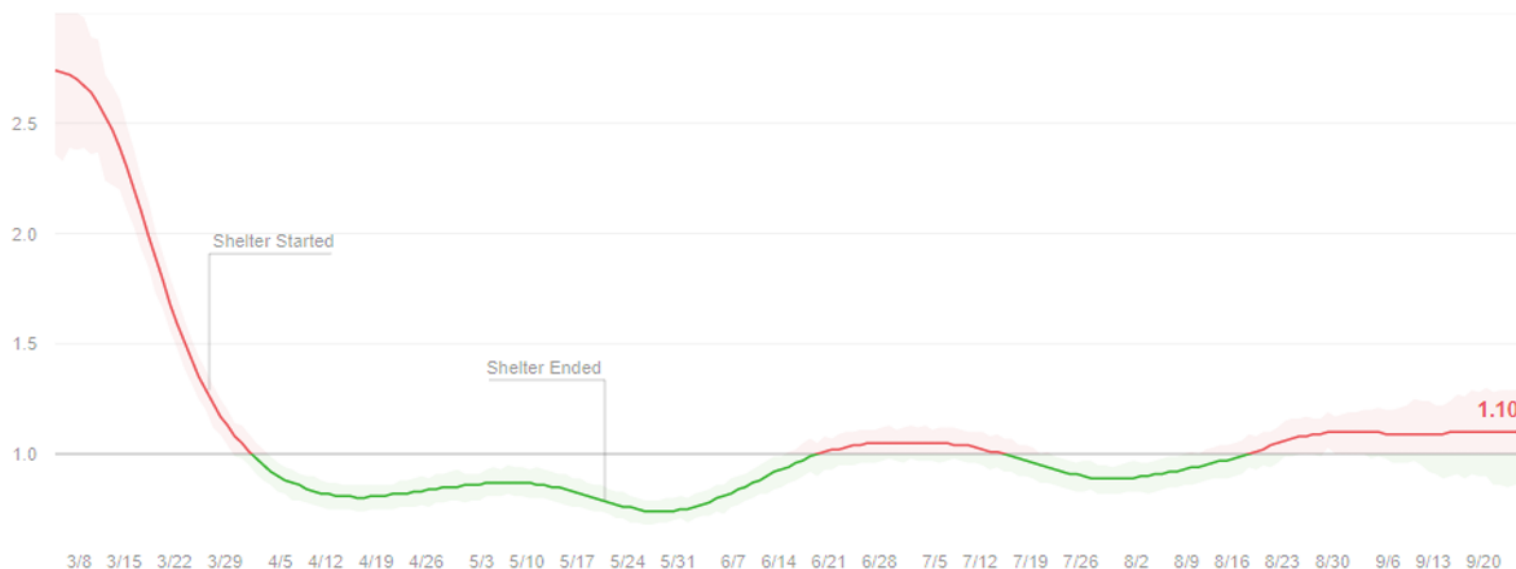
**1.10**

Cases

**135,718**

Tests

**3,476,650**



## Confirmed Coronavirus Fatalities in the City of Marlborough

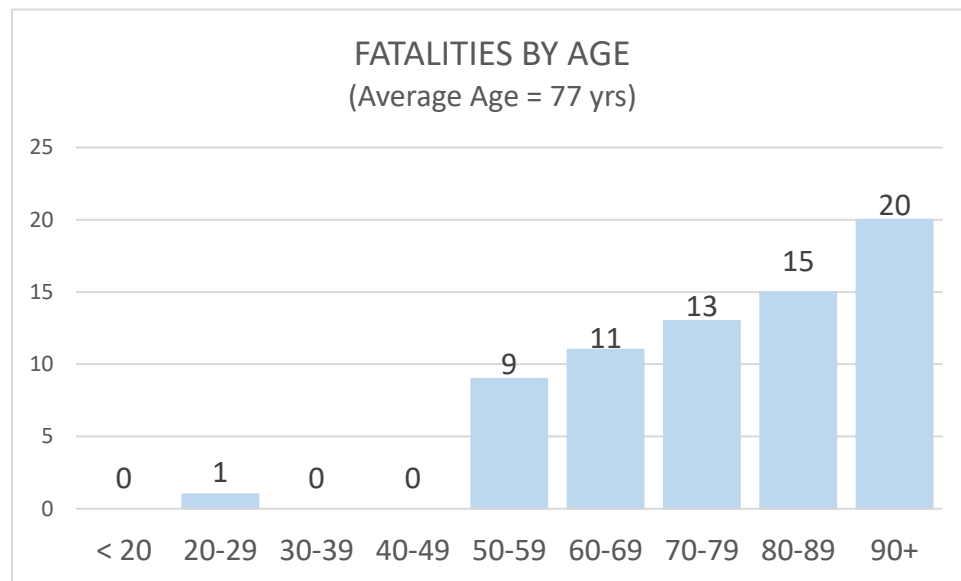
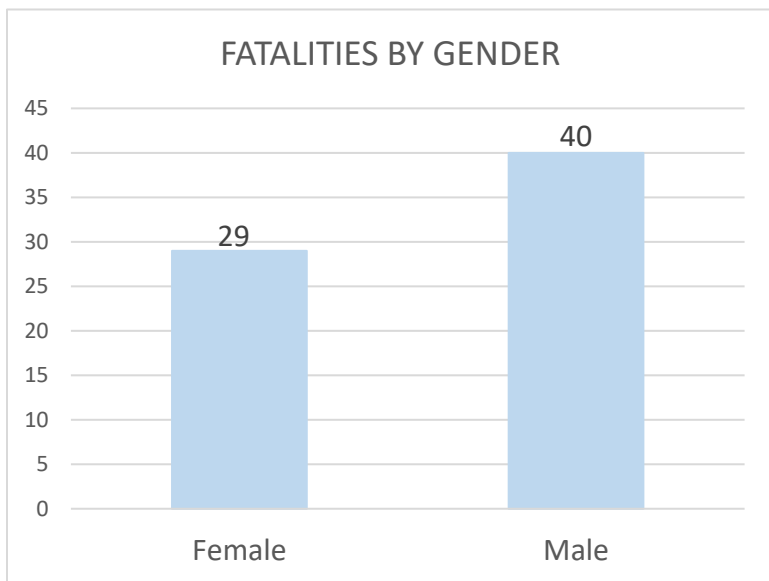
(Total cases = 69, Cumulative Data)



# CITY OF MARLBOROUGH

## BOARD OF HEALTH

Joseph Tennyson, MD, Chair  
James Griffin, Vice Chair  
Robin Williams, Member  
Tel (508) 460-3751



\* Data shown is cumulative and accurate as reported to the Marlborough Health Dept. at 10:00 am on the day of posting. Numbers will be updated on MWF and may post more often as circumstances warrant. Daily fluctuations of numbers, either up or down, may occur once permanent residence is established. Data is pulled from "Event Date" in the Maven reporting system.