



# CITY OF MARLBOROUGH

## BOARD OF HEALTH

Joseph Tennyson, MD, Chair  
James Griffin, Vice Chair  
Phillip Short, Member  
Tel (508) 460-3751

### Confirmed Coronavirus Cases in the City of Marlborough 08/20/2021

| MARLBOROUGH*  |        |
|---|--------|
| Total Cases   | 4953   |
| Recovered   | 4776   |
| Deaths  | 122    |
| Active  | 55     |
| Cases per 100K population<br>over 7 days<br>(08/12/21-08/18/21)** | 103.5* |
| Testing Positivity Rate<br>(Reported weekly on<br>Thursday)       | 2.90%  |

[Link to the CDC County Data for case incidents per 100k over 7 days](#)

\* Transmission scale: Low (0 – 9.99 per 100K) = blue, Moderate (10 – 49.99 per 100K) = yellow, Substantial (50-99.99 Per 100k) = orange, High (100+ per 100k) = red

\* Data shown is cumulative and accurate as reported to the Marlborough Health Dept. at 10:00 am on the day of posting. Numbers will be updated on Monday, Wednesday, and Friday may post more often as circumstances warrant. Daily fluctuations of numbers, either up or down, may occur once permanent residence is established. Data is pulled from "Event Date" in the Maven reporting system.

\*\* Data presented processed in accordance with Mass. Department of Public Health (MDPH) weekly risk category characterization which is based on the "First Positive



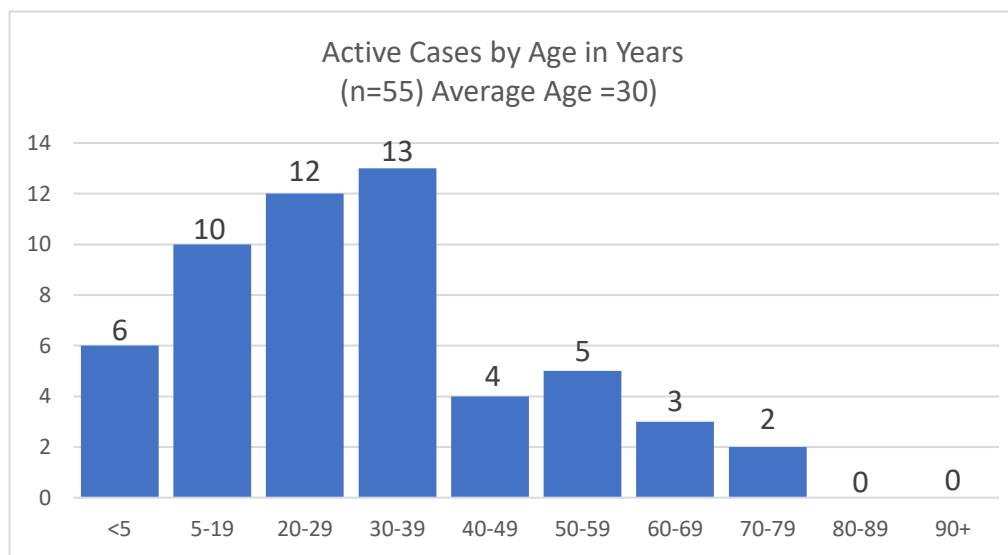
## CITY OF MARLBOROUGH BOARD OF HEALTH

Joseph Tennyson, MD, Chair  
James Griffin, Vice Chair  
Phillip Short, Member  
Tel (508) 460-3751

Specimen Date" and lags several days due to lab reporting limitations.

### Current Active Confirmed Coronavirus Cases in the City of Marlborough (08/20/2021)

| Active Cases by Age (n=55) |       |    |
|----------------------------|-------|----|
| Age in yrs.                | Count | %  |
| <5                         | 6     | 11 |
| 5-19                       | 10    | 18 |
| 20-29                      | 12    | 22 |
| 30-39                      | 13    | 24 |
| 40-49                      | 4     | 7  |
| 50-59                      | 5     | 9  |
| 60-69                      | 3     | 5  |
| 70-79                      | 2     | 4  |
| 80-89                      | 0     | 0  |
| 90+                        | 0     | 0  |



\* Data shown is cumulative and accurate as reported to the Marlborough Health Dept. at 10:00 am on the day of posting. Numbers will be updated on Tuesday and Thursday and may post more often as circumstances warrant. Daily fluctuations of numbers, either up or down, may occur once permanent residence is established. Data is pulled from "Event Date" in the Maven reporting system.



# CITY OF MARLBOROUGH

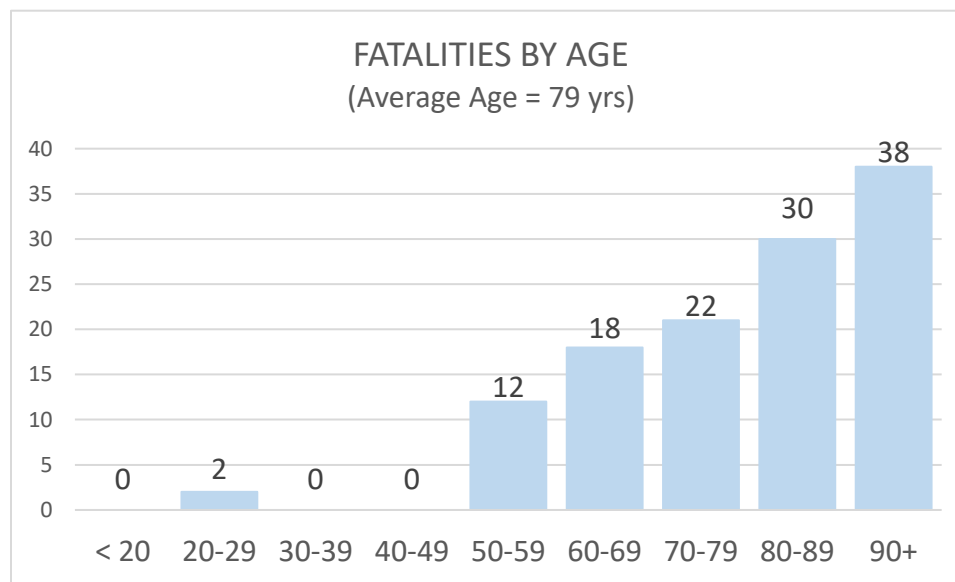
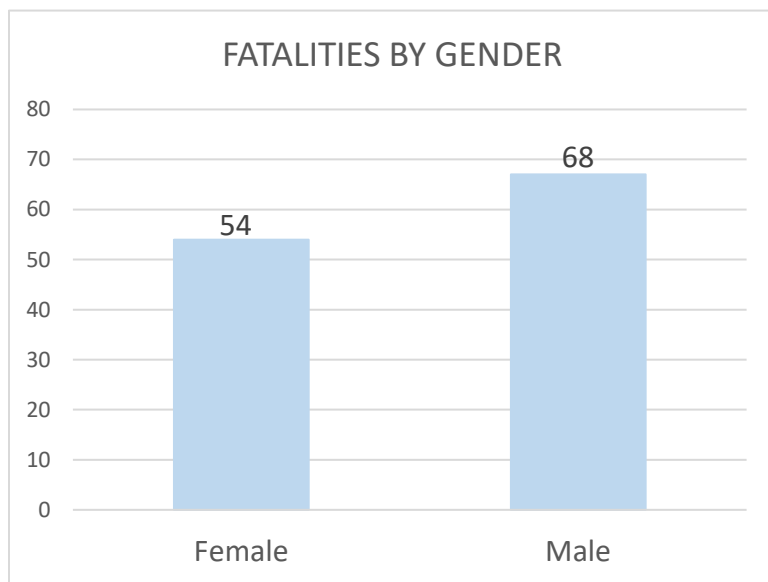
## BOARD OF HEALTH

Joseph Tennyson, MD, Chair  
James Griffin, Vice Chair  
Phillip Short, Member  
Tel (508) 460-3751

### Confirmed Coronavirus Fatalities in the City of Marlborough

(Total cases = 122, Cumulative Data)

**08/20/2021**



\* Data shown is cumulative and accurate as reported to the Marlborough Health Dept. at 10:00 am on the day of posting. Numbers will be updated on Tuesday and Thursday and may post more often as circumstances warrant. Daily fluctuations of numbers, either up or down, may occur once permanent residence is established. Data is pulled from "Event Date" in the Maven reporting system.



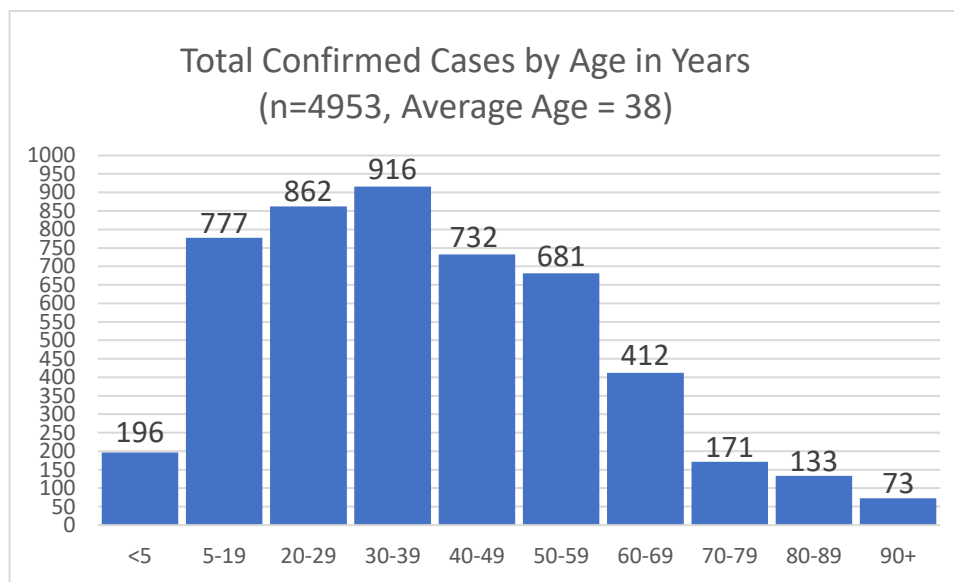
# CITY OF MARLBOROUGH

## BOARD OF HEALTH

Joseph Tennyson, MD, Chair  
James Griffin, Vice Chair  
Phillip Short, Member  
Tel (508) 460-3751

### Total Confirmed Coronavirus Cases in the City of Marlborough (08/20/2021)

| Total Cases by Age (n=4953) |       |     |
|-----------------------------|-------|-----|
| Age in yrs.                 | Count | %   |
| <5                          | 196   | 4%  |
| 5-19                        | 777   | 16% |
| 20-29                       | 862   | 17% |
| 30-39                       | 916   | 18% |
| 40-49                       | 732   | 15% |
| 50-59                       | 681   | 14% |
| 60-69                       | 412   | 8%  |
| 70-79                       | 171   | 3%  |
| 80-89                       | 133   | 3%  |
| 90+                         | 73    | 1%  |



\* Data shown is cumulative and accurate as reported to the Marlborough Health Dept. at 10:00 am on the day of posting. Numbers will be updated on Tuesday and Thursday and may post more often as circumstances warrant. Daily fluctuations of numbers, either up or down, may occur once permanent residence is established. Data is pulled from "Event Date" in the Maven reporting system.