



CITY OF MARLBOROUGH

BOARD OF HEALTH

Joseph Tennyson, MD, Chair
James Griffin, Vice Chair
Phillip Short, Member
Tel (508) 460-3751

Confirmed Coronavirus Cases in the City of Marlborough 07/30/2021

| MARLBOROUGH* | |
|--|-------|
| Total Cases | 4841 |
| Recovered | 4703 |
| Deaths | 121 |
| Active | 17 |
| Ave Daily Incidence Rate per 100K population (07/26/21-07/13/21)** | 2.1 |
| Testing Positivity Rate (Reported weekly on Thursday) | 0.60% |

* Data shown is cumulative and accurate as reported to the Marlborough Health Dept. at 10:00 am on the day of posting. Numbers will be updated on Tuesday and Thursday and may post more often as circumstances warrant. Daily fluctuations of numbers, either up or down, may occur once permanent residence is established. Data is pulled from "Event Date" in the Maven reporting system.

** Data presented processed in accordance with Mass. Department of Public Health (MDPH) weekly risk category characterization which is based on the "First Positive Specimen Date" and lags several days due to lab reporting limitations.

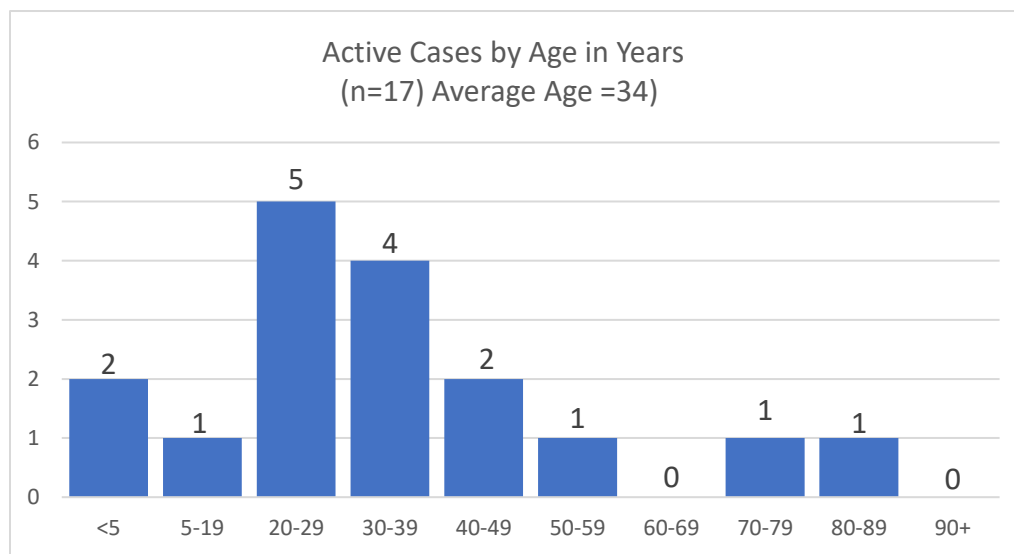


CITY OF MARLBOROUGH BOARD OF HEALTH

Joseph Tennyson, MD, Chair
James Griffin, Vice Chair
Phillip Short, Member
Tel (508) 460-3751

Current Active Confirmed Coronavirus Cases in the City of Marlborough (07/30/2021)

| Active Cases by Age (n=17) | | |
|----------------------------|-------|----|
| Age in yrs. | Count | % |
| <5 | 2 | 12 |
| 5-19 | 1 | 6 |
| 20-29 | 5 | 29 |
| 30-39 | 4 | 24 |
| 40-49 | 2 | 12 |
| 50-59 | 1 | 6 |
| 60-69 | 0 | 0 |
| 70-79 | 1 | 6 |
| 80-89 | 1 | 6 |
| 90+ | 0 | 0 |



* Data shown is cumulative and accurate as reported to the Marlborough Health Dept. at 10:00 am on the day of posting. Numbers will be updated on Tuesday and Thursday and may post more often as circumstances warrant. Daily fluctuations of numbers, either up or down, may occur once permanent residence is established. Data is pulled from "Event Date" in the Maven reporting system.



CITY OF MARLBOROUGH

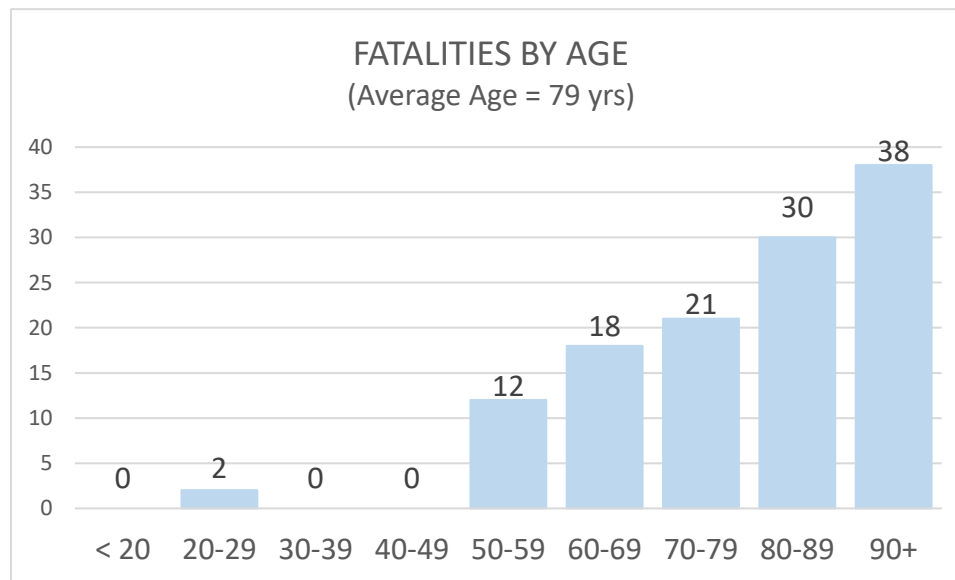
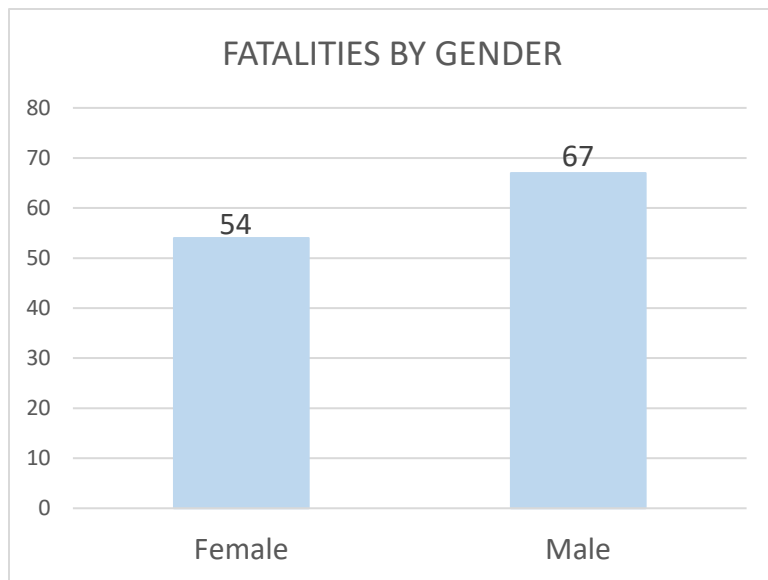
BOARD OF HEALTH

Joseph Tennyson, MD, Chair
James Griffin, Vice Chair
Phillip Short, Member
Tel (508) 460-3751

Confirmed Coronavirus Fatalities in the City of Marlborough

(Total cases = 121, Cumulative Data)

07/30/2021



* Data shown is cumulative and accurate as reported to the Marlborough Health Dept. at 10:00 am on the day of posting. Numbers will be updated on Tuesday and Thursday and may post more often as circumstances warrant. Daily fluctuations of numbers, either up or down, may occur once permanent residence is established. Data is pulled from "Event Date" in the Maven reporting system.



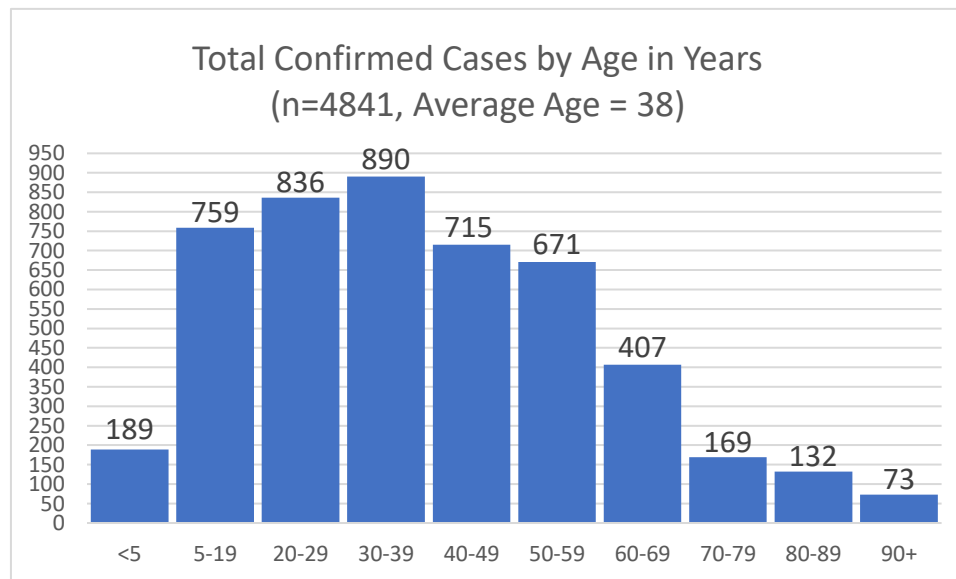
CITY OF MARLBOROUGH

BOARD OF HEALTH

Joseph Tennyson, MD, Chair
James Griffin, Vice Chair
Phillip Short, Member
Tel (508) 460-3751

Total Confirmed Coronavirus Cases in the City of Marlborough (07/30/2021)

| Total Cases by Age (n=4841) | | |
|-----------------------------|-------|-----|
| Age in yrs. | Count | % |
| <5 | 189 | 4% |
| 5-19 | 759 | 16% |
| 20-29 | 836 | 17% |
| 30-39 | 890 | 18% |
| 40-49 | 715 | 15% |
| 50-59 | 671 | 14% |
| 60-69 | 407 | 8% |
| 70-79 | 169 | 3% |
| 80-89 | 132 | 3% |
| 90+ | 73 | 2% |



* Data shown is cumulative and accurate as reported to the Marlborough Health Dept. at 10:00 am on the day of posting. Numbers will be updated on Tuesday and Thursday and may post more often as circumstances warrant. Daily fluctuations of numbers, either up or down, may occur once permanent residence is established. Data is pulled from "Event Date" in the Maven reporting system.