



## CITY OF MARLBOROUGH

### BOARD OF HEALTH

Joseph Tennyson, MD, Chair  
James Griffin, Vice Chair  
Robin Williams, Member  
Tel (508) 460-3751

### Confirmed Coronavirus Cases in the City of Marlborough 03/12/2021

| MARLBOROUGH*   |       |
|--|-------|
| Total Cases  | 4287  |
| Recovered  | 4096  |
| Deaths   | 114   |
| Active   | 77    |
| Ave Daily Incidence Rate<br>per 100K population<br>(03/08/21-02/23/21)** | 20.5  |
| Testing Positivity Rate<br>(Reported weekly on Friday)                   | 3.31% |

\* Data shown is cumulative and accurate as reported to the Marlborough Health Dept. at 10:00 am on the day of posting. Numbers will be updated on MWF and may post more often as circumstances warrant. Daily fluctuations of numbers, either up or down, may occur once permanent residence is established. Data is pulled from "Event Date" in the Maven reporting system.

\*\* Data presented processed in accordance with Mass. Department of Public Health (MDPH) weekly risk category characterization which is based on the "First Positive Specimen Date" and lags several days due to lab reporting limitations.



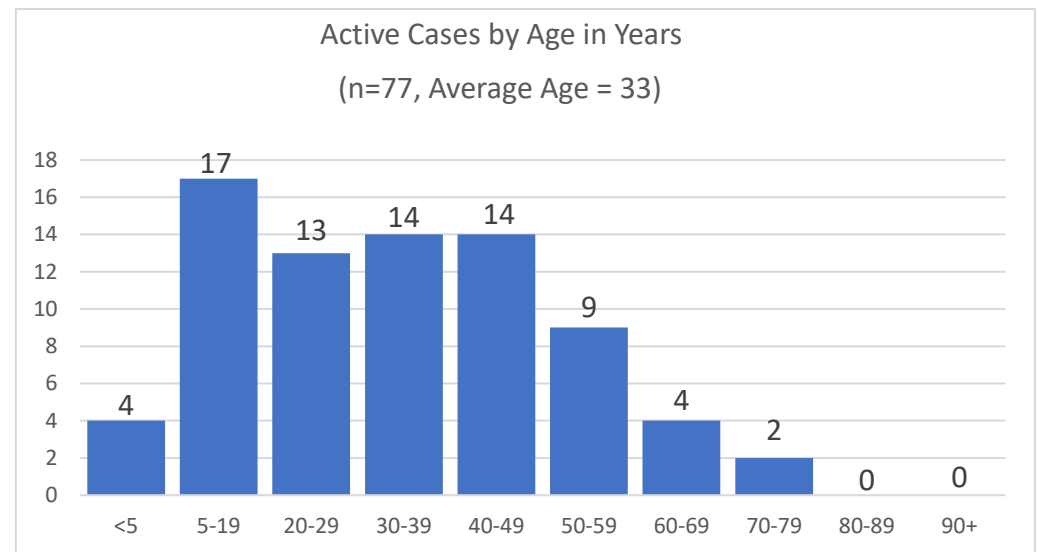
# CITY OF MARLBOROUGH

## BOARD OF HEALTH

Joseph Tennyson, MD, Chair  
James Griffin, Vice Chair  
Robin Williams, Member  
Tel (508) 460-3751

### Current Active Confirmed Coronavirus Cases in the City of Marlborough (03/12/2021)

| Active Cases by Age (n=77) |       |    |
|----------------------------|-------|----|
| Age in yrs.                | Count | %  |
| <5                         | 4     | 5  |
| 5-19                       | 17    | 22 |
| 20-29                      | 13    | 17 |
| 30-39                      | 14    | 18 |
| 40-49                      | 14    | 18 |
| 50-59                      | 9     | 12 |
| 60-69                      | 4     | 5  |
| 70-79                      | 2     | 3  |
| 80-89                      | 0     | 0  |
| 90+                        | 0     | 0  |



\* Data shown is cumulative and accurate as reported to the Marlborough Health Dept. at 10:00 am on the day of posting. Numbers will be updated on MWF and may post more often as circumstances warrant. Daily fluctuations of numbers, either up or down, may occur once permanent residence is established. Data is pulled from "Event Date" in the Maven reporting system.



# CITY OF MARLBOROUGH

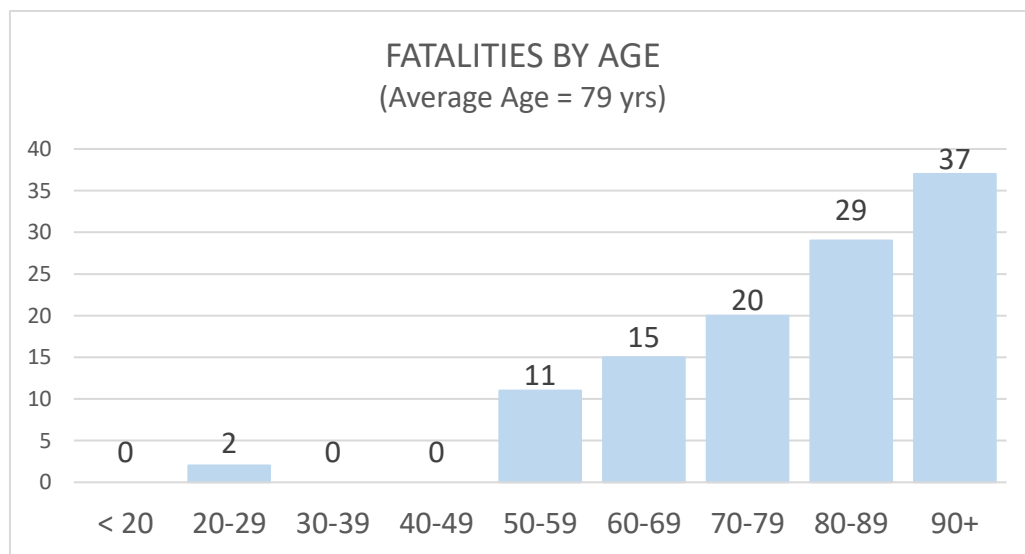
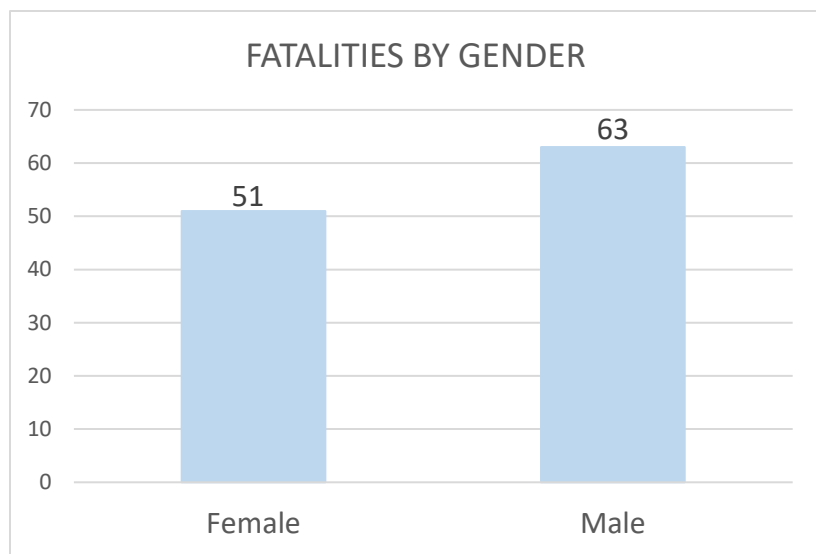
## BOARD OF HEALTH

Joseph Tennyson, MD, Chair  
James Griffin, Vice Chair  
Robin Williams, Member  
Tel (508) 460-3751

### Confirmed Coronavirus Fatalities in the City of Marlborough

(Total cases = 114, Cumulative Data)

**03/12/2021**



\* Data shown is cumulative and accurate as reported to the Marlborough Health Dept. at 10:00 am on the day of posting. Numbers will be updated on MWF and may post more often as circumstances warrant. Daily fluctuations of numbers, either up or down, may occur once permanent residence is established. Data is pulled from "Event Date" in the Maven reporting system.



# CITY OF MARLBOROUGH

## BOARD OF HEALTH

Joseph Tennyson, MD, Chair  
James Griffin, Vice Chair  
Robin Williams, Member  
Tel (508) 460-3751

### Total Confirmed Coronavirus Cases in the City of Marlborough (03/12/2021)

| Total Cases by Age (n=4287) |       |     |
|-----------------------------|-------|-----|
| Age in yrs.                 | Count | %   |
| <5                          | 149   | 3%  |
| 5-19                        | 656   | 15% |
| 20-29                       | 729   | 17% |
| 30-39                       | 783   | 18% |
| 40-49                       | 646   | 15% |
| 50-59                       | 599   | 14% |
| 60-69                       | 366   | 9%  |
| 70-79                       | 157   | 4%  |
| 80-89                       | 130   | 3%  |
| 90+                         | 72    | 2%  |

