



# CITY OF MARLBOROUGH

## BOARD OF HEALTH

Joseph Tennyson, MD, Chair  
James Griffin, Vice Chair  
Phillip Short, Member  
Tel (508) 460-3751

### Confirmed Coronavirus Cases in the City of Marlborough 12/20/2021

| MARLBOROUGH*  |       |
|---|-------|
| Total Cases   | 6241  |
| Recovered   | 5907  |
| Deaths  | 130   |
| Active  | 204   |
| Cum. new cases per 100K population over 7 days<br>(12/12/21-12/18/21) <sup>+</sup>                | 411.7 |
| Average daily NEW cases Over 7 days<br>(12/12/21-12/18/21)  | 25.6  |
| Average daily ACTIVE cases Over 7 days<br>(12/12/21-12/18/21)                                     | 193.4 |
| Average daily incidence rate per 100K past 14 days<br>(12/03-12/16 – reported weekly on Friday)** | 46.3  |
| Testing Positivity Rate<br>(Reported weekly on Friday)  | 5.69% |

+ Transmission scale: **Low** (0 – 9.99 per 100K), **Moderate** (10 – 49.99 per 100K), **Substantial** (50-99.99 Per 100k), **High** (100+ per 100k) = red  
[Link to the CDC County Data for case incidents per 100k over 7 days](#)

\* Data shown is cumulative and accurate as reported to the Marlborough Health Dept. at 8:30 am on the day of posting. Numbers will be updated on Monday, Wednesday, and Friday and may post more often as circumstances warrant. Daily fluctuations of numbers, either up or down, may occur once permanent residence is established. Data is pulled from "Event Date" in the Maven reporting system.

\*\* Data presented processed in accordance with Mass. Department of Public Health (MDPH) weekly risk category characterization which is based on the "First Positive Specimen Date" and lags several days due to lab reporting limitations. [MDPH Dashboard](#)

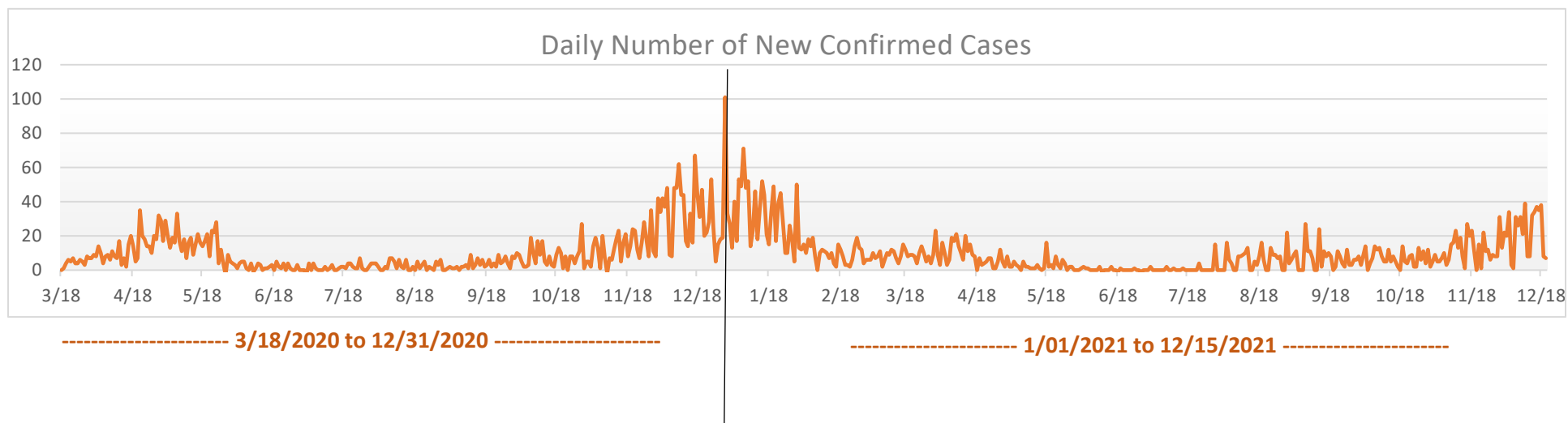
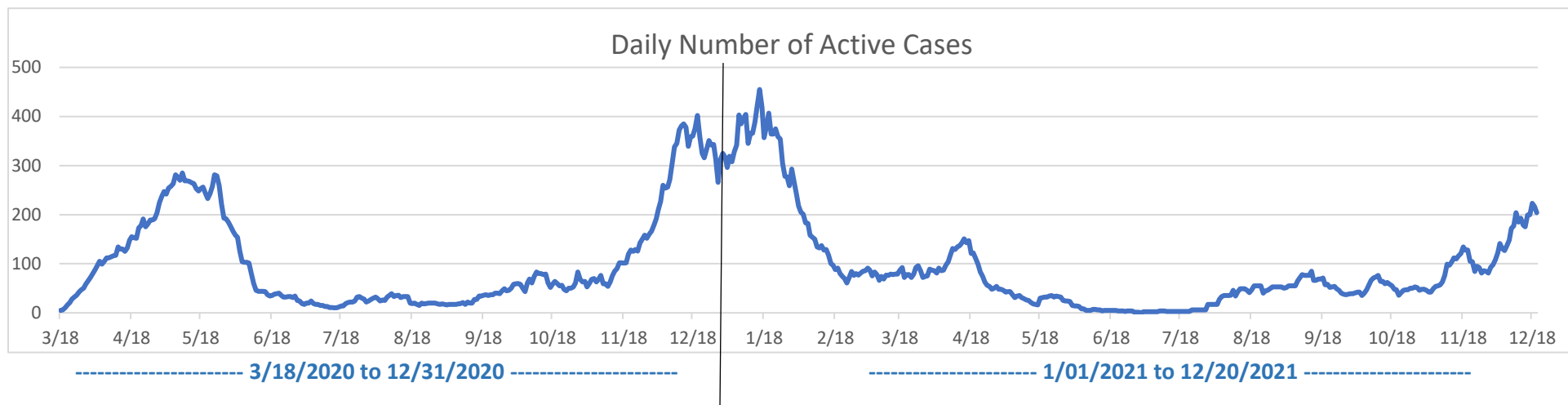


# CITY OF MARLBOROUGH

## BOARD OF HEALTH

Joseph Tennyson, MD, Chair  
James Griffin, Vice Chair  
Phillip Short, Member  
Tel (508) 460-3751

### Trends of Confirmed Coronavirus Cases in the City of Marlborough (12/20/2021)



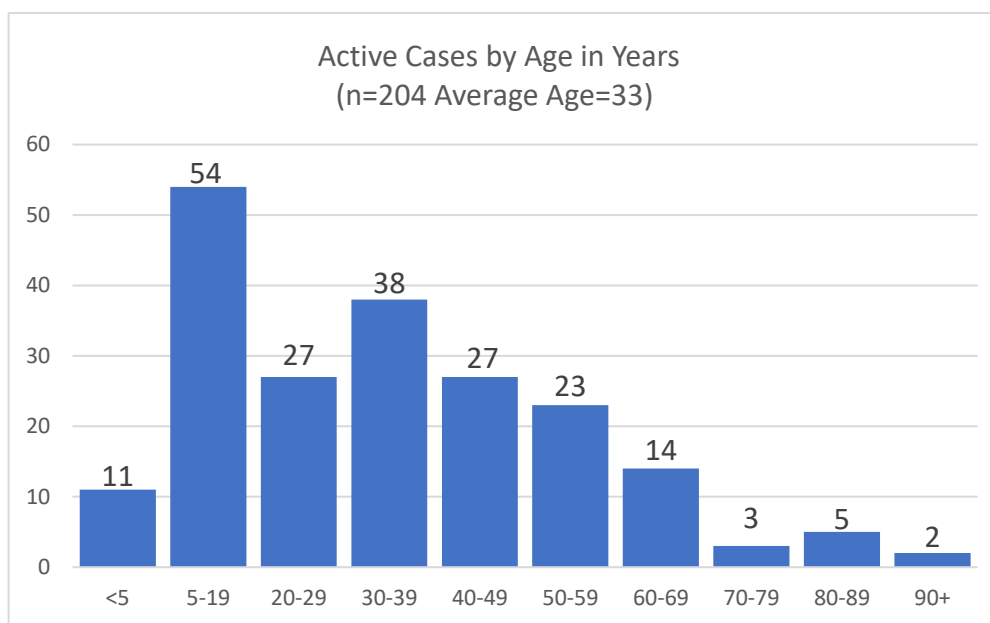


## CITY OF MARLBOROUGH BOARD OF HEALTH

Joseph Tennyson, MD, Chair  
James Griffin, Vice Chair  
Phillip Short, Member  
Tel (508) 460-3751

### Current Active Confirmed Coronavirus Cases in the City of Marlborough (12/20/2021)

| Active Cases by Age (n=204) |       |    |
|-----------------------------|-------|----|
| Age in yrs.                 | Count | %  |
| <5                          | 11    | 5  |
| 5-19                        | 54    | 26 |
| 20-29                       | 27    | 13 |
| 30-39                       | 38    | 19 |
| 40-49                       | 27    | 13 |
| 50-59                       | 23    | 11 |
| 60-69                       | 14    | 7  |
| 70-79                       | 3     | 1  |
| 80-89                       | 5     | 2  |
| 90+                         | 2     | 1  |



\* Data shown is cumulative and accurate as reported to the Marlborough Health Dept. at 10:00 am on the day of posting. Numbers will be updated on Monday, Wednesday and Friday and may post more often as circumstances warrant. Daily fluctuations of numbers, either up or down, may occur once permanent residence is established. Data is pulled from "Event Date" in the Maven reporting system.



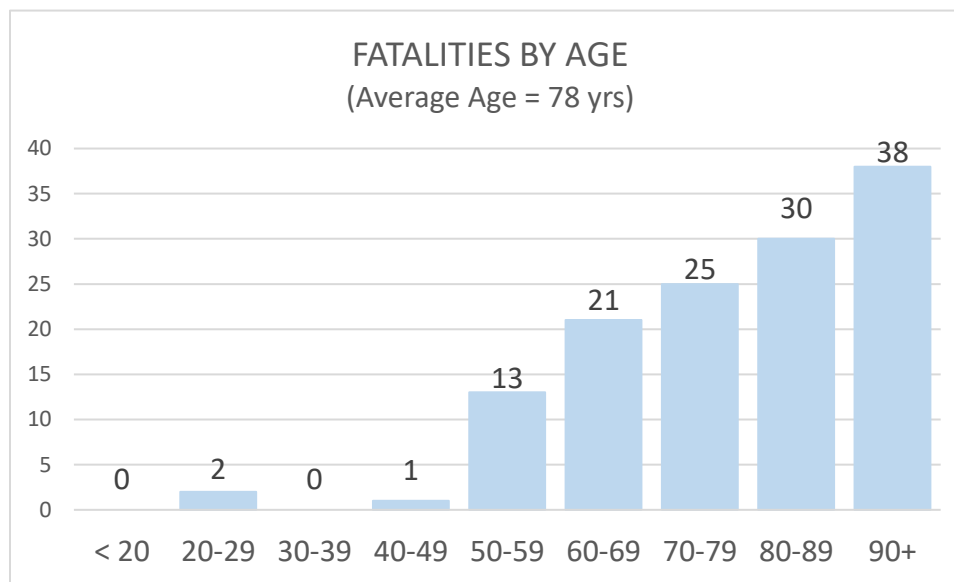
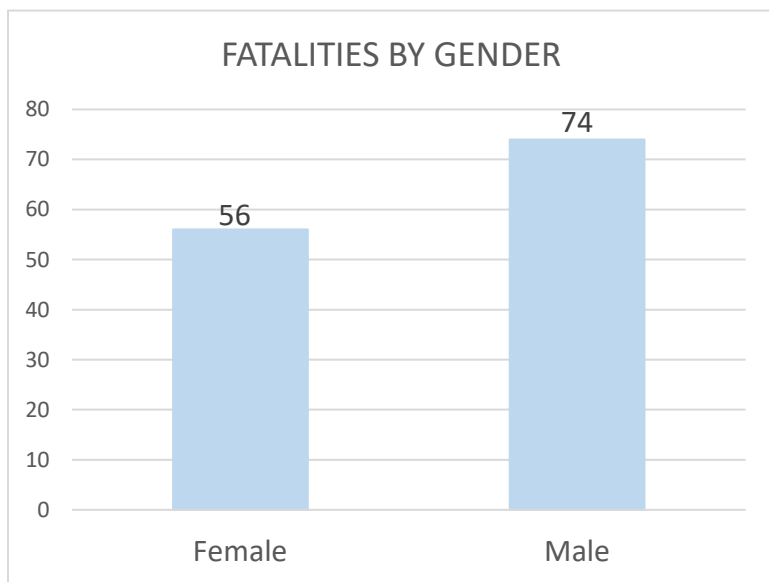
# CITY OF MARLBOROUGH

## BOARD OF HEALTH

Joseph Tennyson, MD, Chair  
James Griffin, Vice Chair  
Phillip Short, Member  
Tel (508) 460-3751

### Confirmed Coronavirus Fatalities in the City of Marlborough 12/20/2021

(Total cases = 130, Cumulative Data)



\* Data shown is cumulative and accurate as reported to the Marlborough Health Dept. at 10:00 am on the day of posting. Numbers will be updated on Monday, Wednesday and Friday and may post more often as circumstances warrant. Daily fluctuations of numbers, either up or down, may occur once permanent residence is established. Data is pulled from "Event Date" in the Maven reporting system.



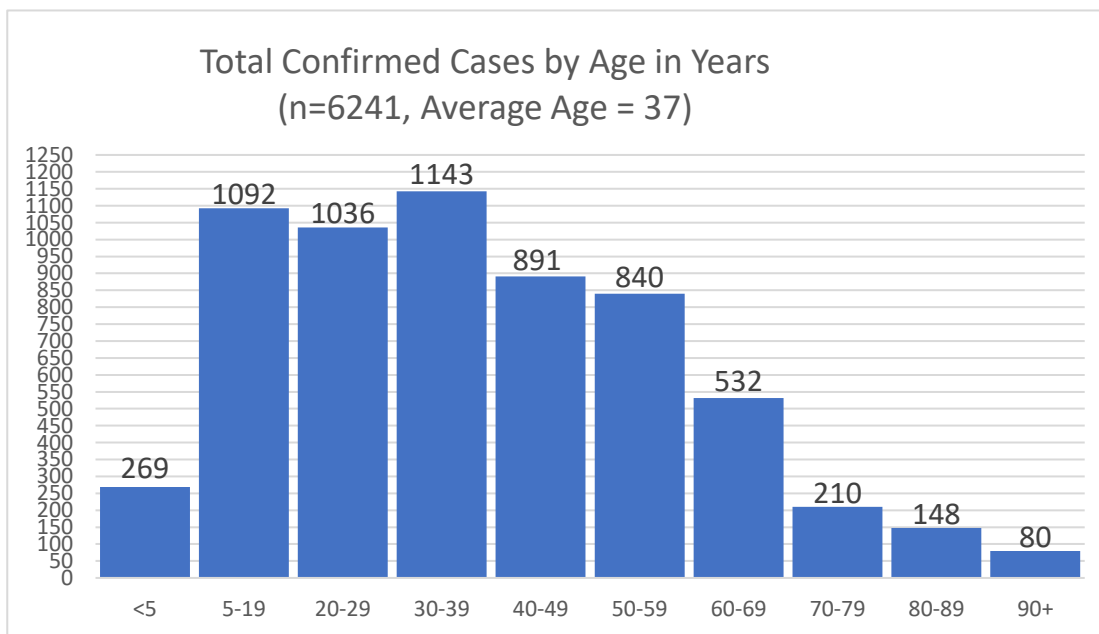
# CITY OF MARLBOROUGH

## BOARD OF HEALTH

Joseph Tennyson, MD, Chair  
James Griffin, Vice Chair  
Phillip Short, Member  
Tel (508) 460-3751

### Total Confirmed Coronavirus Cases in the City of Marlborough (12/20/2021)

| Total Cases by Age<br>(n=6241) |       |    |
|--------------------------------|-------|----|
| Age in yrs.                    | Count | %  |
| <5                             | 269   | 4  |
| 5-19                           | 1092  | 17 |
| 20-29                          | 1036  | 17 |
| 30-39                          | 1143  | 18 |
| 40-49                          | 891   | 14 |
| 50-59                          | 840   | 13 |
| 60-69                          | 532   | 9  |
| 70-79                          | 210   | 3  |
| 80-89                          | 148   | 2  |
| 90+                            | 80    | 1  |



\* Data shown is cumulative and accurate as reported to the Marlborough Health Dept. at 10:00 am on the day of posting. Numbers will be updated on Monday, Wednesday and Friday and may post more often as circumstances warrant. Daily fluctuations of numbers, either up or down, may occur once permanent residence is established. Data is pulled from "Event Date" in the Maven reporting system.