



CITY OF MARLBOROUGH

BOARD OF HEALTH

James Griffin, Chair
Joseph Tennyson, MD, Vice Chair
Phillip Short, Member
Tel (508) 460-3751

Confirmed Coronavirus Cases in the City of Marlborough

All cases reported here are confirmed PCR positive cases as reported through the Massachusetts Virtual Epidemiologic Network (MAVEN) and may understate the actual prevalence of COVID-19 in the community.

02/25/2022

MARLBOROUGH*	
Total Cases	10,909
Recovered	10,736
Deaths	151
Active	22
NEW daily cases per 100K over 7 days (02/19/22-02/25/22)	73.6
Average daily NEW cases Over 7 days (02/19/22-02/25/22)	4.6
Average daily ACTIVE cases Over 7 days (02/19/22-02/25/22)	27.0
Average daily incidence rate per 100K past 14 days (02/06/21-02/19/22 – reported weekly on Friday)**	15.6
Testing Positivity Rate (02/06/21-02/19/22– Reported weekly on Friday)	3.15%

* Data shown is cumulative and accurate as reported to the Marlborough Health Dept. at 8:30 am on the day of posting. Numbers will be updated on Monday, Wednesday, and Friday and may post more often as circumstances warrant. Daily fluctuations of numbers, either up or down, may occur once permanent residence is established. Data is pulled from "Event Date" in the Maven reporting system.

** Data presented processed in accordance with Mass. Department of Public Health (MDPH) weekly risk category characterization, which is based on the "First Positive Specimen Date" and lags several days due to lab reporting limitations. [MDPH Dashboard](#)

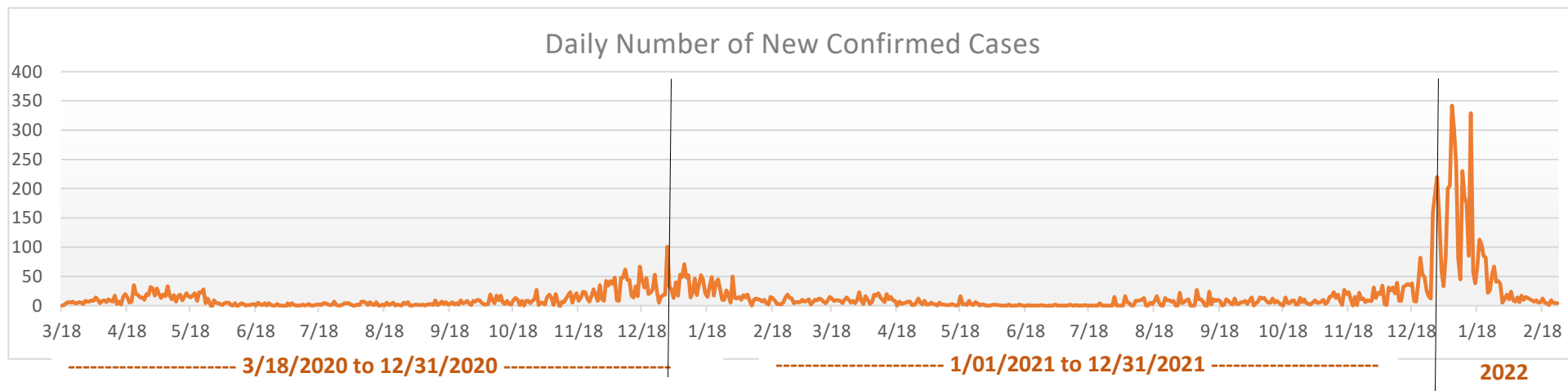
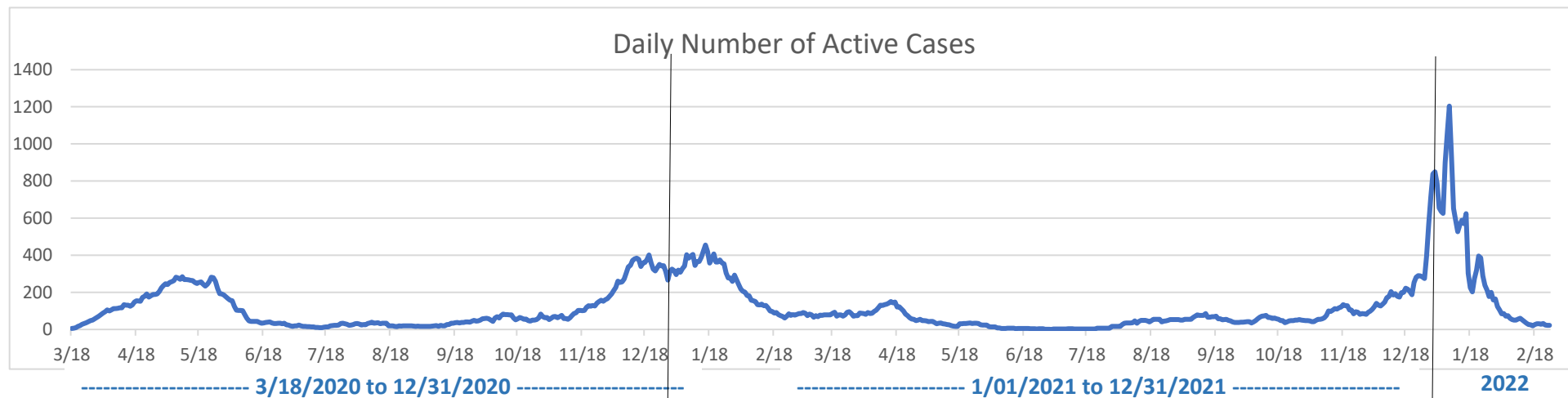


CITY OF MARLBOROUGH

BOARD OF HEALTH

James Griffin, Chair
Joseph Tennyson, MD, Vice Chair
Phillip Short, Member
Tel (508) 460-3751

Trends of Confirmed Coronavirus Cases in the City of Marlborough (02/25/2022)





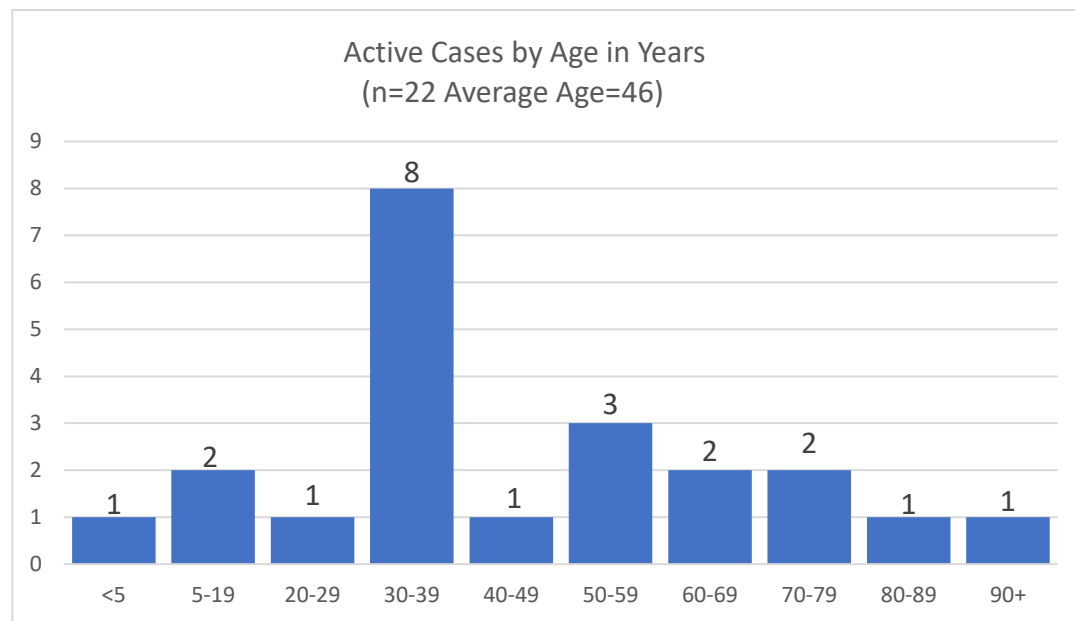
CITY OF MARLBOROUGH

BOARD OF HEALTH

James Griffin, Chair
Joseph Tennyson, MD, Vice Chair
Phillip Short, Member
Tel (508) 460-3751

Current Active Confirmed Coronavirus Cases in the City of Marlborough (02/25/2022)

Active Cases by Age (n=22)		
Age in yrs.	Count	%
<5	1	5
5-19	2	9
20-29	1	5
30-39	8	36
40-49	1	5
50-59	3	14
60-69	2	9
70-79	2	9
80-89	1	5
90+	1	5



* Data shown is cumulative and accurate as reported to the Marlborough Health Dept. at 10:00 am on the day of posting. Numbers will be updated on Monday, Wednesday and Friday and may post more often as circumstances warrant. Daily fluctuations of numbers, either up or down, may occur once permanent residence is established. Data is pulled from "Event Date" in the Maven reporting system.



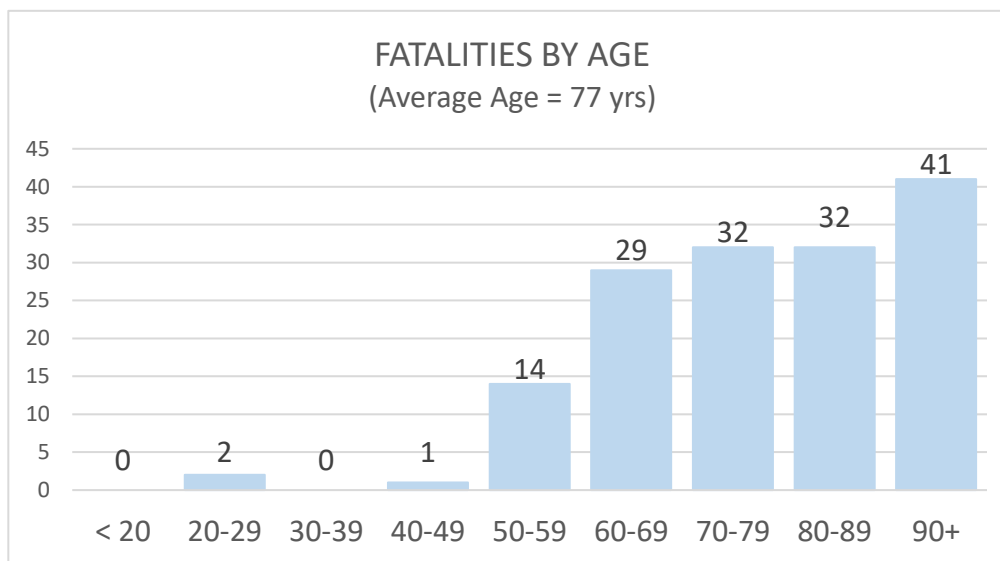
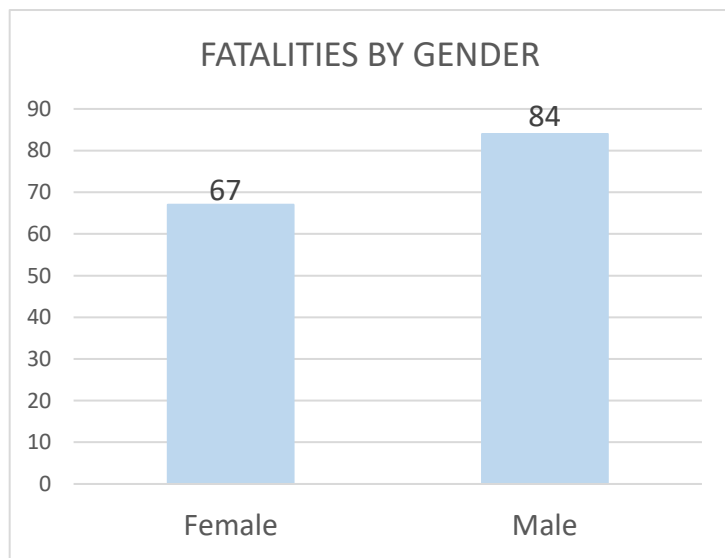
CITY OF MARLBOROUGH

BOARD OF HEALTH

James Griffin, Chair
Joseph Tennyson, MD, Vice Chair
Phillip Short, Member
Tel (508) 460-3751

Confirmed Coronavirus Fatalities in the City of Marlborough 02/25/2022

(Total cases = 151, Cumulative Data)



* Data shown is cumulative and accurate as reported to the Marlborough Health Dept. at 10:00 am on the day of posting. Numbers will be updated on Monday, Wednesday and Friday and may post more often as circumstances warrant. Daily fluctuations of numbers, either up or down, may occur once permanent residence is established. Data is pulled from "Event Date" in the Maven reporting system.



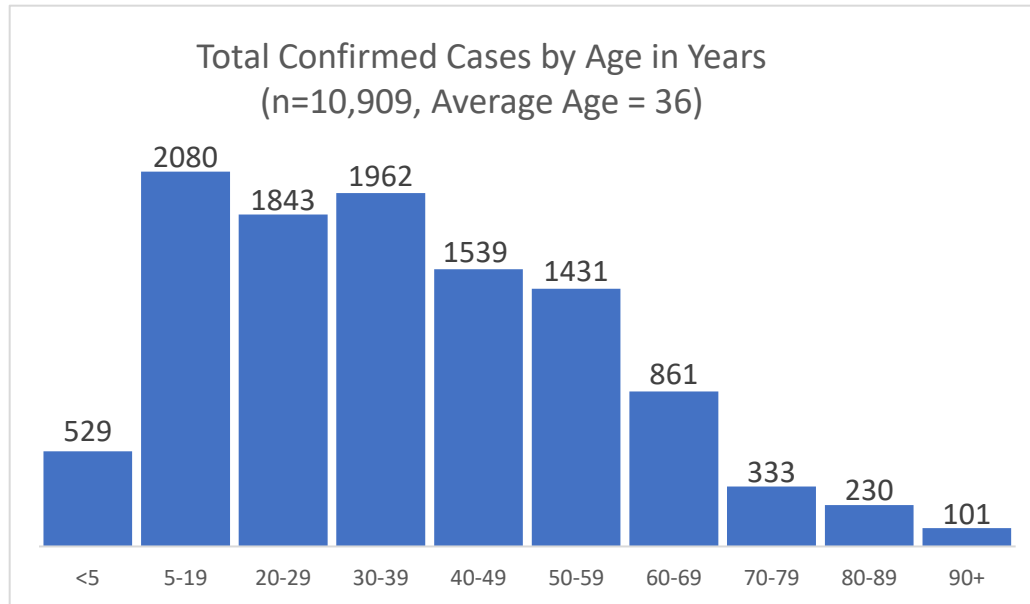
CITY OF MARLBOROUGH

BOARD OF HEALTH

James Griffin, Chair
Joseph Tennyson, MD, Vice Chair
Phillip Short, Member
Tel (508) 460-3751

Total Confirmed Coronavirus Cases in the City of Marlborough (02/25/2022)

Total Cases by Age (n=10,909)		
Age in yrs.	Count	%
<5	529	5
5-19	2080	19
20-29	1843	17
30-39	1962	18
40-49	1539	14
50-59	1431	13
60-69	861	8
70-79	333	3
80-89	230	2
90+	101	1



* Data shown is cumulative and accurate as reported to the Marlborough Health Dept. at 10:00 am on the day of posting. Numbers will be updated on Monday, Wednesday and Friday and may post more often as circumstances warrant. Daily fluctuations of numbers, either up or down, may occur once permanent residence is established. Data is pulled from "Event Date" in the Maven reporting system.