



CITY OF MARLBOROUGH

BOARD OF HEALTH

Joseph Tennyson, MD, Chair
James Griffin, Vice Chair
Phillip Short, Member
Tel (508) 460-3751

Confirmed Coronavirus Cases in the City of Marlborough 12/01/2021

MARLBOROUGH*	
Total Cases	5806
Recovered	5581
Deaths	127
Active	98
Cases per 100K population over 7 days (11/21/21-11/27/21)**	204.7*
Average daily NEW cases Over 7 days (11/21/21-11/27/21)	12.7
Average daily ACTIVE cases Over 7 days (11/21/21-11/27/21)	86.1
Testing Positivity Rate (Reported weekly on Friday)	4.59%

[Link to the CDC County Data for case incidents per 100k over 7 days](#)

* Transmission scale: Low (0 – 9.99 per 100K) = blue, Moderate (10 – 49.99 per 100K) = yellow, Substantial (50-99.99 Per 100k) = orange, High (100+ per 100k) = red

* Data shown is cumulative and accurate as reported to the Marlborough Health Dept. at 8:30 am on the day of posting. Numbers will be updated on Monday, Wednesday, and Friday and may post more often as circumstances warrant. Daily fluctuations of numbers, either up or down, may occur once permanent residence is established. Data is pulled from "Event Date" in the Maven reporting system.

** Data presented processed in accordance with Mass. Department of Public Health (MDPH) weekly risk category characterization which is based on the "First Positive Specimen Date" and lags several days due to lab reporting limitations.



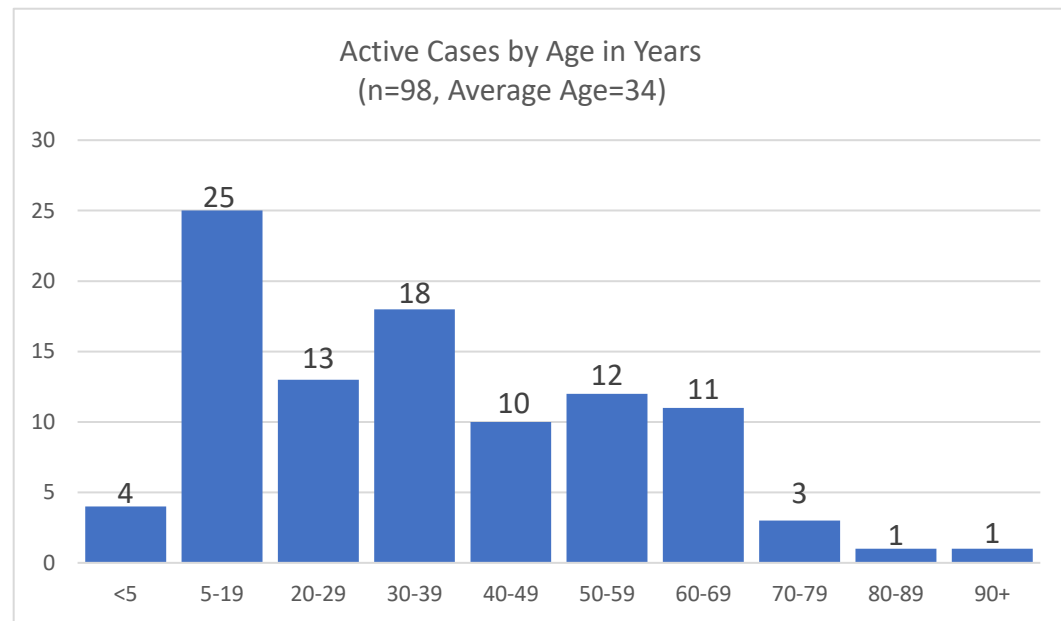
CITY OF MARLBOROUGH

BOARD OF HEALTH

Joseph Tennyson, MD, Chair
James Griffin, Vice Chair
Phillip Short, Member
Tel (508) 460-3751

Current Active Confirmed Coronavirus Cases in the City of Marlborough (12/01/2021)

Active Cases by Age (n=98)		
Age in yrs.	Count	%
<5	4	4
5-19	25	26
20-29	13	13
30-39	18	18
40-49	10	10
50-59	12	12
60-69	11	11
70-79	3	3
80-89	1	1
90+	1	1



* Data shown is cumulative and accurate as reported to the Marlborough Health Dept. at 10:00 am on the day of posting. Numbers will be updated on Monday, Wednesday and Friday and may post more often as circumstances warrant. Daily fluctuations of numbers, either up or down, may occur once permanent residence is established. Data is pulled from "Event Date" in the Maven reporting system.



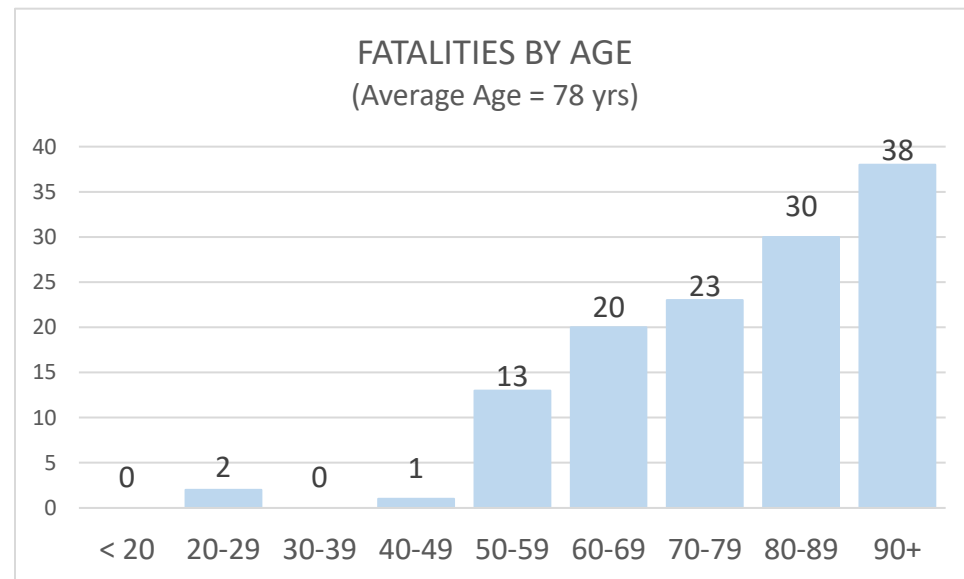
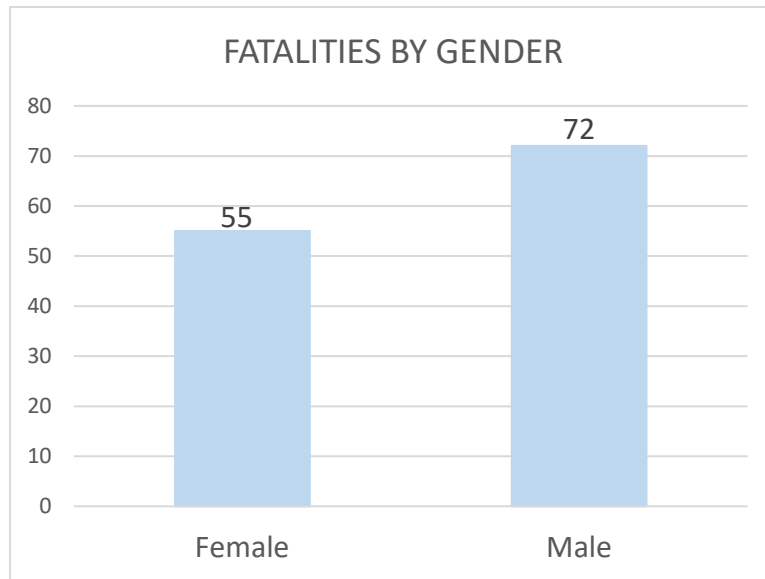
CITY OF MARLBOROUGH

BOARD OF HEALTH

Joseph Tennyson, MD, Chair
James Griffin, Vice Chair
Phillip Short, Member
Tel (508) 460-3751

Confirmed Coronavirus Fatalities in the City of Marlborough 12/01/2021

(Total cases = 127, Cumulative Data)



* Data shown is cumulative and accurate as reported to the Marlborough Health Dept. at 10:00 am on the day of posting. Numbers will be updated on Monday, Wednesday and Friday and may post more often as circumstances warrant. Daily fluctuations of numbers, either up or down, may occur once permanent residence is established. Data is pulled from "Event Date" in the Maven reporting system.



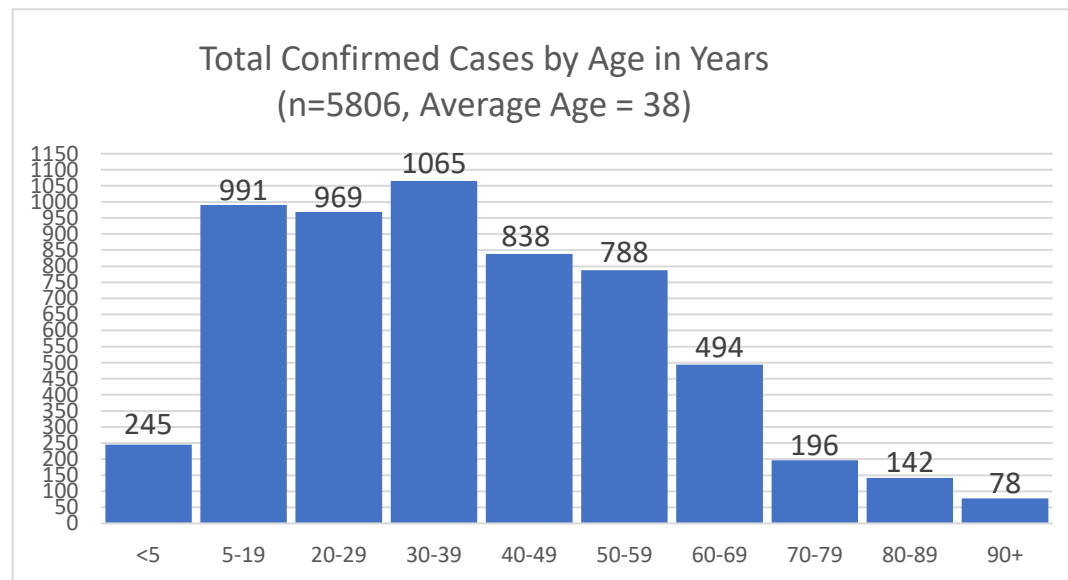
CITY OF MARLBOROUGH

BOARD OF HEALTH

Joseph Tennyson, MD, Chair
James Griffin, Vice Chair
Phillip Short, Member
Tel (508) 460-3751

Total Confirmed Coronavirus Cases in the City of Marlborough (12/01/2021)

Total Cases by Age (n=5806)		
Age in yrs.	Count	%
<5	245	4
5-19	991	17
20-29	969	17
30-39	1065	18
40-49	838	14
50-59	788	14
60-69	494	9
70-79	196	3
80-89	142	2
90+	78	1



* Data shown is cumulative and accurate as reported to the Marlborough Health Dept. at 10:00 am on the day of posting. Numbers will be updated on Monday, Wednesday and Friday and may post more often as circumstances warrant. Daily fluctuations of numbers, either up or down, may occur once permanent residence is established. Data is pulled from "Event Date" in the Maven reporting system.