



CITY OF MARLBOROUGH

MARLBOROUGH, MASSACHUSETTS 01752

City of Marlborough

Fiscal 2012

Operating Budget

As Recommended By

Nancy E. Stevens, Mayor

BUDGET SUMMARY

FUND TOTALS, MAJOR CHANGES & POSITIONS... 1
CHARTS REVENUE, PERCENT CATEGORY & LEVY... 4
GENERAL FUND (100) DEPARTMENT TOTALS..... 7
SEWER FUND (600) DEPARTMENT TOTALS..... 16
WATER FUND (610) DEPARTMENT TOTALS..... 18

ADMINISTRATION

CITY COUNCIL 21
MAYORS OFFICE 22
 FT MEADOW 92
LAW DEPARTMENT 32
CITY CLERK 38
 ELECTION/REGISTRATION..... 40

FINANCIAL SERVICES

COMPTRROLLER 24
 OTHER INSURANCE..... 48
 RETIREMENT AND PENSION (100)..... 49
 RETIREMENT AND PENSION (600)..... 99
 RETIREMENT AND PENSION (610)..... 114
 OTHER GENERAL GOVT (100)..... 53
 OTHER GENERAL GOVT (600) 102
 OTHER GENERAL GOVT (610)..... 117
CITY SCHOOL SUPPORT 66
ASSABET VOCATIONAL SCHOOL..... 70
RETIREMENT OF DEBT SCHOOL..... 67
RETIREMENT OF DEBT(100) 93

RETIREMENT OF DEBT (600)..... 103
RETIREMENT OF DEBT (610)..... 118
LONG TERM DEBT INTEREST . (SCHOOLS)..... 68
LONG TERM DEBT INTEREST (100)..... 94
LONG TERM DEBT INTEREST (600)..... 104
LONG TERM DEBT INTEREST (610)..... 119
SHORT TERM DEBT INTEREST (SCHOOLS)..... 69
SHORT TERM DEBT INTEREST (100)..... 95
SHORT TERM DEBT INTEREST (600)..... 105
SHORT TERM DEBT INTEREST (610)..... 120
CAPITAL OUTLAY..... 96
ASSESSORS ' DEPARTMENT..... 28
CITY AUDITOR..... 26
CITY COLLECTOR..... 30

EMPLOYEE SERVICES

PERSONNEL DIVISION..... 34
 WORKERS COMPENSATION (100)..... 50
 WORKERS COMPENSATION (600)..... 100
 WORKERS COMPENSATION (610)..... 115
 UNEMPLOYMENT COMPENSATION..... 51
 HEALTH/LIFE INSURANCE (100)..... 52
 HEALTH/LIFE INSURANCE (600)..... 101
 HEALTH/LIFE INSURANCE (610)..... 116

DEVELOPMENT REGULATIONS

LICENSE COMMISSION.....42
HEALTH AND LICENSING.....85
INSPECTIONAL SERVICES.....61
WEIGHTS AND MEASURESSEE HEALTH & LIC
COMMUNITY & ECONOMIC DEVELPT.....43

OPERATIONAL SUPPORT

INFORMATION TECHNOLOGY.....36
PUBLIC FACILITIES.....45

PUBLIC SAFETY

POLICE DEPARTMENT.....54
FIRE DEPARTMENT.....58
EMERGENCY MGT.....63

EDUCATION

SCHOOL DEPARTMENT.....64 & 65
LIBRARY.....89

RECREATION

RECREATION DEPARTMENT..... 83
CELEBRATIONS.....91

PUBLIC WORKS

ADMINISTRATION.....71
ENGINEERING.....73
SNOW & ICE.....75
STREETS.....76
REPAIR SHOP.....79
FORESTRY/PARKS.....81
SEWER SERVICE FUND.....106
EAST WASTE WATER TREATMENT.....108
WEST WASTE WATER TREATMENT.....110
SOLID WASTE112
WATER SERVICE FUND.....121

HUMAN SERVICES

HUMAN SERVICES..... SEE COUNCIL ON AGING
COUNCIL ON AGING.....87
VETERANS' SERVICES.....SEE COUNCIL ON AGING

TOTALS FOR ALL BUDGETARY FUNDS

	FY 11 Original Budget	FY 12 Mayors Budget	Difference	%
City Only	\$ 40,557,247.00	\$ 43,475,345.00	\$ 2,918,098.00	7.20%
Schools	\$ 63,376,833.00	\$ 65,118,328.00	\$ 1,741,495.00	2.75%
City&Schools	\$ 103,934,080.00	\$ 108,593,673.00	\$ 4,659,593.00	4.48%
Water	\$ 6,398,282.00	\$ 6,670,823.00	\$ 272,541.00	4.26%
Sewer	\$ 9,881,437.00	\$ 9,735,207.00	\$ (146,230.00)	-1.48%
Total	\$ 120,213,799.00	\$ 124,999,703.00	\$ 4,785,904.00	3.98%

AREAS OF MAJOR CHANGES

	Amount of Increase	Percentage Increase
Community & Economic Development	\$ 374,603.00	100.00%
Other Gen. Gov't	\$ 734,129.00	552.00%
PW Repair Shop	\$ 187,801.00	24.30%
Council on Aging	\$ 237,749.00	123.48%
City Retirement of Debt	\$ 761,237.00	36.81%
City Long Term Interest	\$ 256,455.00	60.85%
Total	\$ 2,551,974.00	2.12%

Employment

Department	Position	New Hires
------------	----------	-----------

CITY

CDA

Finance Manager	1
Program Manager	1
Part Time Sr. Clerk Planner	0.5
	1

Elections

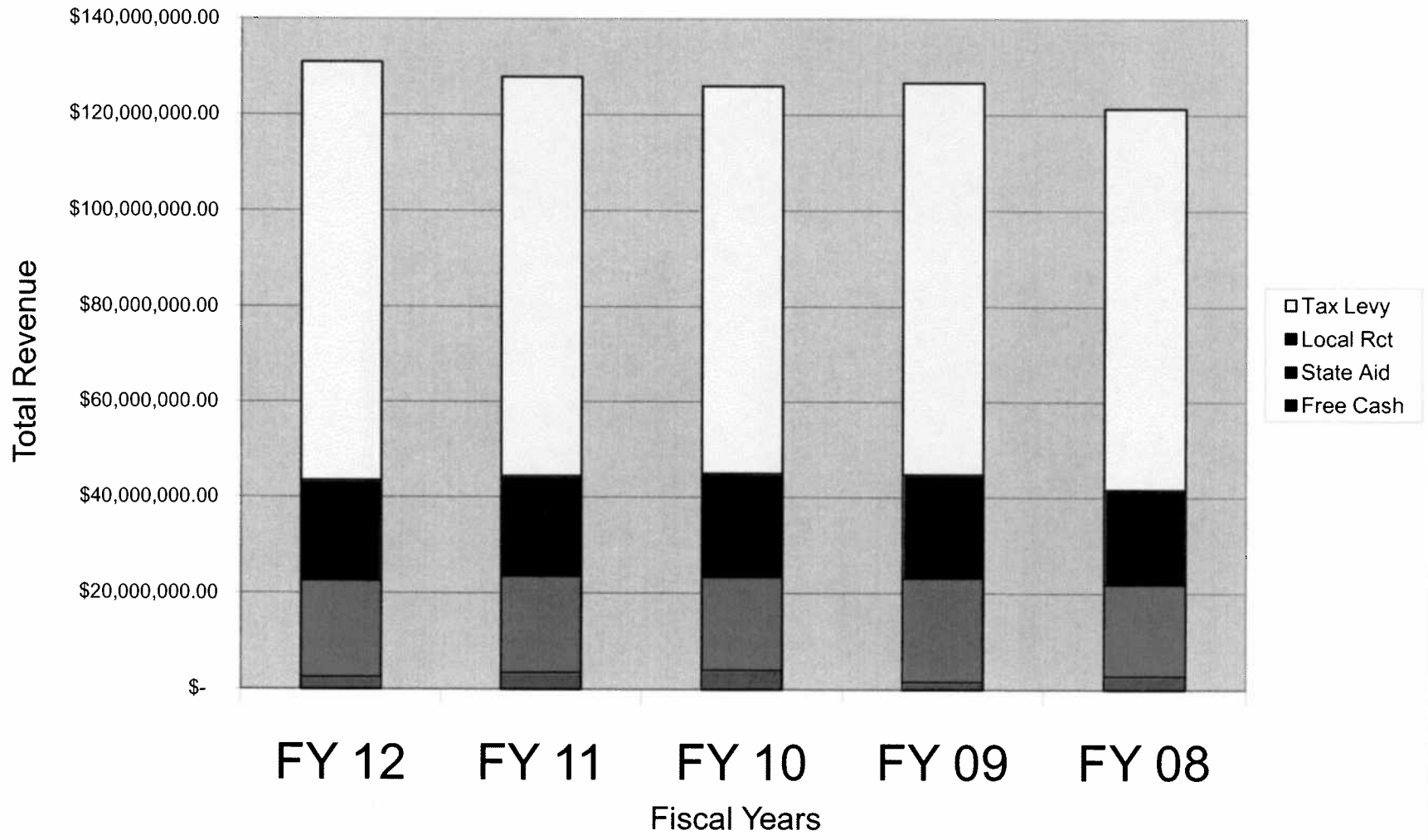
2 Part Time Clerks	1
--------------------	---

SCHOOL

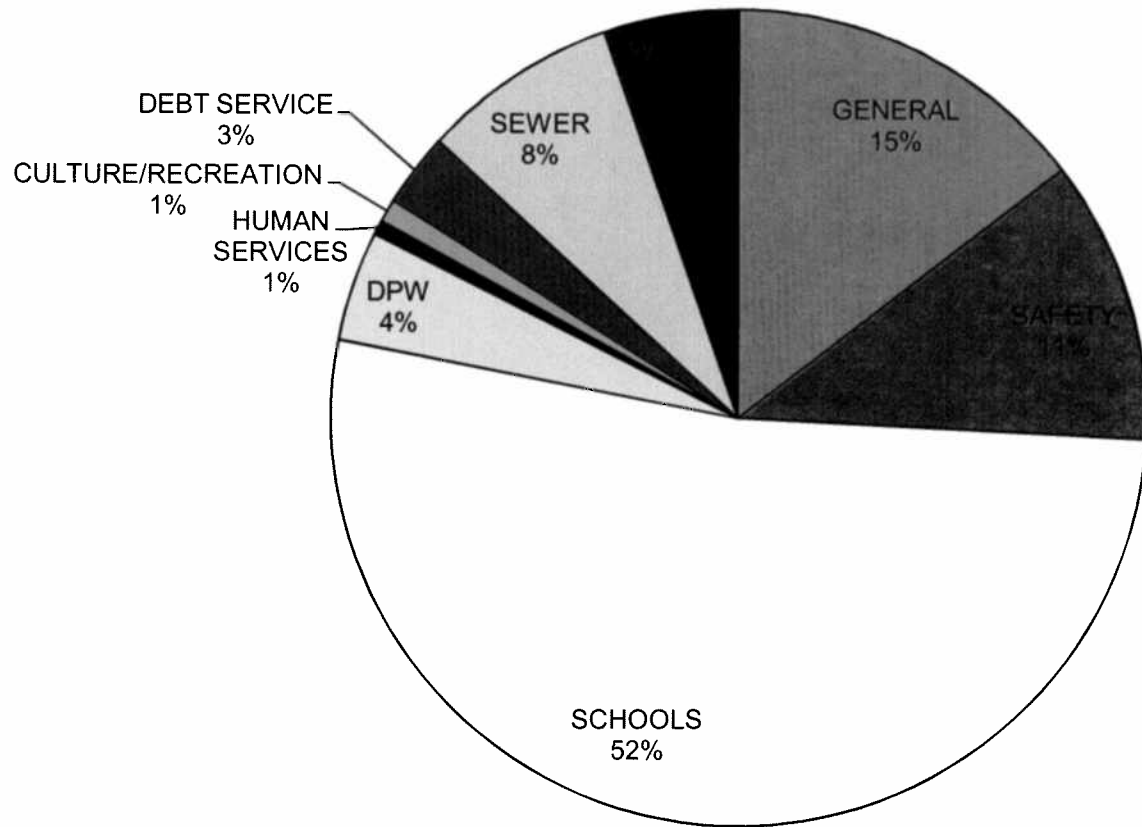
Various Positions	7.0
-------------------	-----

Total Changes	11.5
---------------	------

Revenue

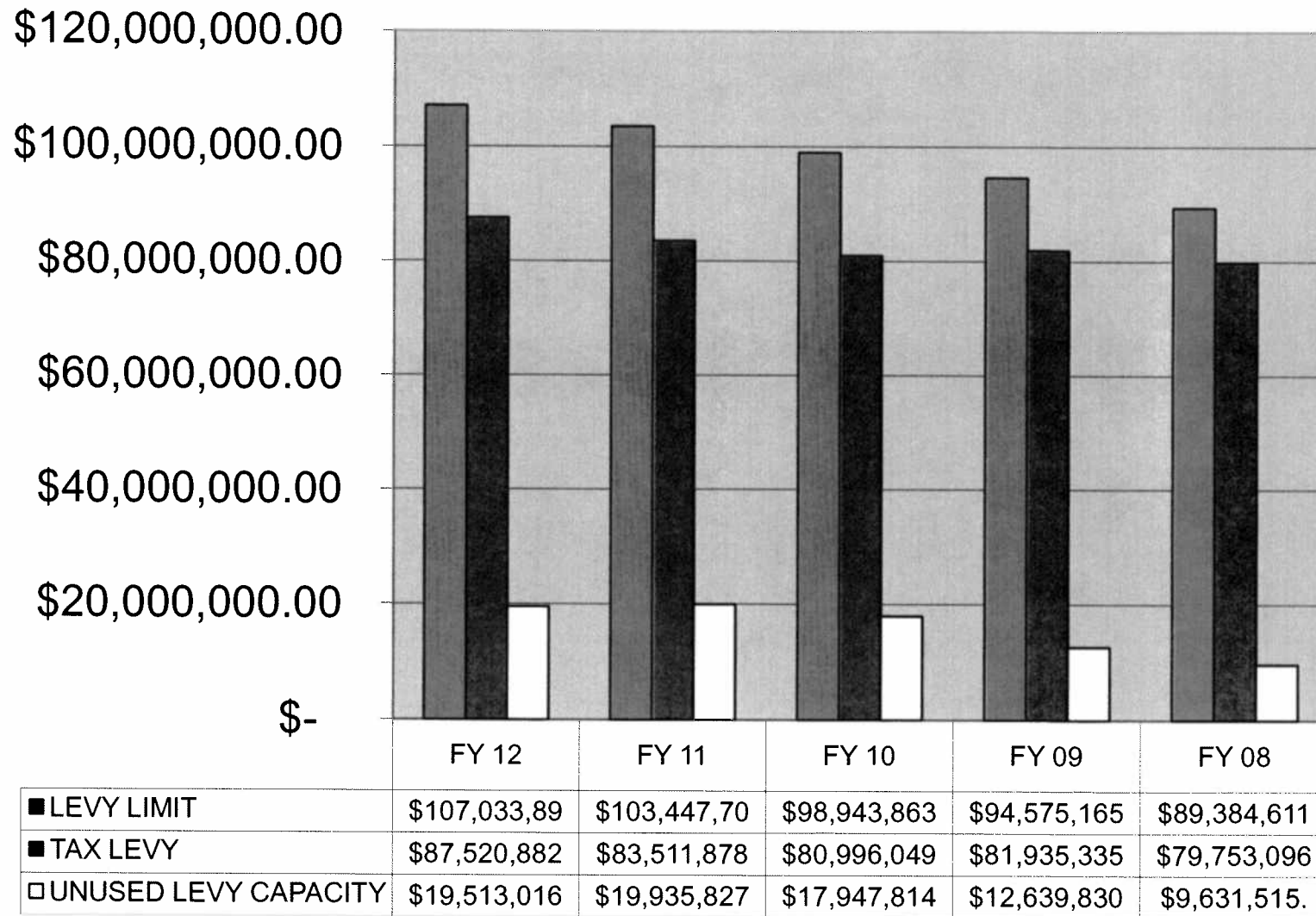


PERCENT OF BUDGET BY CATEGORY FY 2012



■ GENERAL ■ SAFETY □ SCHOOLS □ DPW ■ HUMAN SERVICES ■ CULTURE/RECREATION ■ DEBT SERVICE □ SEWER ■ WATER

TAX LEVY & LEVY LIMITS FY 2012



DEPARTMENTAL TOTALS

CITY OF MARLBOROUGH
 NEXT YEAR / CURRENT YEAR BUDGET ANALYSIS

PROJECTION: 2012 2012 City of Marlborough Budget

FOR PERIOD 99

ACCOUNTS FOR: GENERAL FUND	2010 ACTUAL	2011 ORIG BUD	2011 REVISED BUD	2011 ACTUAL	2011 PROJECTION	2012 MAYOR	PCT CHANGE
CITY COUNCIL	165,392.14 165,392.14	176,866.00 176,866.00	176,866.00 176,866.00	139,553.19 139,553.19	177,416.00 177,416.00	183,464.00 183,464.00	3.7% 3.7%
MAYOR'S OFFICE	247,608.88 247,608.88	261,314.54 261,314.54	461,314.54 461,314.54	289,425.16 289,425.16	262,819.50 262,819.50	243,723.00 243,723.00	-6.7% -6.7%
COMPTROLLER	317,933.39 317,933.39	344,440.00 344,440.00	344,440.00 344,440.00	255,915.65 255,915.65	350,726.29 350,726.29	356,696.00 356,696.00	3.6% 3.6%
CITY AUDITOR	195,207.91 195,207.91	201,065.60 201,065.60	201,065.60 201,065.60	172,679.89 172,679.89	202,576.60 202,576.60	206,708.00 206,708.00	2.8% 2.8%
ASSESSORS' DEPARTMENT	384,668.76 384,668.76	427,481.02 427,481.02	447,481.02 447,481.02	402,361.20 402,361.20	445,506.02 445,506.02	513,140.73 513,140.73	20.0% 20.0%

PROJECTION: 2012 2012 City of Marlborough Budget

FOR PERIOD 99

ACCOUNTS FOR:
 GENERAL FUND

2010
 ACTUAL

2011
 ORIG BUD

2011
 REVISED BUD

2011
 ACTUAL

2011
 PROJECTION

2012 PCT
 MAYOR CHANGE

	2010 ACTUAL	2011 ORIG BUD	2011 REVISED BUD	2011 ACTUAL	2011 PROJECTION	2012 MAYOR	PCT CHANGE
CITY COLLECTOR	163,394.56 163,394.56	176,417.00 176,417.00	176,417.00 176,417.00	143,377.71 143,377.71	176,773.80 176,773.80	177,527.00 177,527.00	.6% .6%
TAX TITLE & FORECLOSUR	34,258.70 34,258.70	.00 .00	34,000.00 34,000.00	23,765.00 23,765.00	7,778.84 7,778.84	.00 .00	.0% .0%
LAW DEPARTMENT	451,719.56 451,719.56	332,677.29 332,677.29	382,677.29 382,677.29	302,796.55 302,796.55	468,040.68 468,040.68	389,052.00 389,052.00	16.9% 16.9%
PERSONNEL DIVISION	185,536.83 185,536.83	205,936.34 205,936.34	205,936.34 205,936.34	167,141.86 167,141.86	208,465.34 208,465.34	212,320.00 212,320.00	3.1% 3.1%
INFORMATION TECHNOLOGY	449,565.49 449,565.49	489,110.91 489,110.91	489,110.91 489,110.91	442,781.97 442,781.97	507,960.09 507,960.09	563,543.00 563,543.00	15.2% 15.2%
CITY CLERK	170,103.49 170,103.49	183,411.56 183,411.56	183,411.56 183,411.56	148,729.31 148,729.31	183,941.56 183,941.56	195,070.00 195,070.00	6.4% 6.4%

PROJECTION: 2012 2012 City of Marlborough Budget

FOR PERIOD 99

ACCOUNTS FOR:
 GENERAL FUND

2010
 ACTUAL

2011
 ORIG BUD

2011
 REVISED BUD

2011
 ACTUAL

2011
 PROJECTION

2012
 MAYOR

PCT
 CHANGE

	2010 ACTUAL	2011 ORIG BUD	2011 REVISED BUD	2011 ACTUAL	2011 PROJECTION	2012 MAYOR	PCT CHANGE
ELECTION/REGISTRATION	144,096.92 144,096.92	126,830.70 126,830.70	153,929.19 153,929.19	84,277.98 84,277.98	155,005.19 155,005.19	130,992.02 130,992.02	3.3% 3.3%
LICENSE COMMISSIONS	8,943.91 8,943.91	9,150.00 9,150.00	9,150.00 9,150.00	7,528.21 7,528.21	9,150.00 9,150.00	9,150.00 9,150.00	.0% .0%
COMMUNITY & ECONOMIC D	.00 .00	.00 .00	687.85 687.85	687.85 687.85	.00 .00	374,603.00 374,603.00	.0% .0%
PROPERTY & BUILDING MA	3,032,636.13 3,032,636.13	2,638,702.00 2,638,702.00	2,638,702.00 2,638,702.00	2,283,581.53 2,283,581.53	2,862,308.95 2,862,308.95	2,848,162.00 2,848,162.00	7.9% 7.9%
OTHER INSURANCE	254,749.90 254,749.90	272,819.00 272,819.00	272,819.00 272,819.00	240,418.05 240,418.05	277,819.00 277,819.00	279,640.00 279,640.00	2.5% 2.5%
RETIREMENT & PENSION B	4,180,547.88 4,180,547.88	4,371,834.00 4,371,834.00	4,380,834.00 4,380,834.00	2,212,316.70 2,212,316.70	4,371,834.00 4,371,834.00	4,464,667.00 4,464,667.00	2.1% 2.1%
WORKERS' COMPENSATION	64,271.86 64,271.86	375,843.00 375,843.00	375,843.00 375,843.00	65,880.12 65,880.12	375,843.00 375,843.00	398,768.00 398,768.00	6.1% 6.1%

PROJECTION: 2012 2012 City of Marlborough Budget

FOR PERIOD 99

ACCOUNTS FOR: GENERAL FUND	2010 ACTUAL	2011 ORIG BUD	2011 REVISED BUD	2011 ACTUAL	2011 PROJECTION	2012 MAYOR	PCT CHANGE
UNEMPLOYMENT COMPENSAT	17,380.00 17,380.00	24,135.00 24,135.00	59,135.00 59,135.00	25,532.84 25,532.84	26,755.00 26,755.00	41,748.00 41,748.00	73.0% 73.0%
HEALTH/LIFE INSURANCE	3,602,579.22 3,602,579.22	5,580,116.00 5,580,116.00	5,580,116.00 5,580,116.00	3,055,329.00 3,055,329.00	5,580,116.00 5,580,116.00	5,670,674.00 5,670,674.00	1.6% 1.6%
OTHER GENERAL GOVERNME	4,056.50 4,056.50	133,006.00 133,006.00	115,486.16 115,486.16	66,808.33 66,808.33	130,250.63 130,250.63	867,135.00 867,135.00	552.0% 552.0%
POLICE DEPARTMENT	6,511,899.73 6,511,899.73	6,727,380.00 6,727,380.00	6,795,090.16 6,795,090.16	5,634,697.00 5,634,697.00	6,746,808.70 6,746,808.70	6,908,026.00 6,908,026.00	2.7% 2.7%
FIRE DEPARTMENT	6,456,965.77 6,456,965.77	6,475,195.18 6,475,195.18	6,535,195.18 6,535,195.18	5,666,431.18 5,666,431.18	6,495,039.65 6,495,039.65	6,522,342.01 6,522,342.01	.7% .7%
INSPECTIONAL SERVICES	503,793.75 503,793.75	517,288.00 517,288.00	517,288.00 517,288.00	434,102.60 434,102.60	517,871.00 517,871.00	528,550.00 528,550.00	2.2% 2.2%
WEIGHTS & MEASURES	16,786.23 16,786.23	.00 .00	.00 .00	.00 .00	.00 .00	.00 .00	.0% .0%

CITY OF MARLBOROUGH
 NEXT YEAR / CURRENT YEAR BUDGET ANALYSIS

PROJECTION: 2012 2012 City of Marlborough Budget

FOR PERIOD 99

ACCOUNTS FOR:
 GENERAL FUND

	2010 ACTUAL	2011 ORIG BUD	2011 REVISED BUD	2011 ACTUAL	2011 PROJECTION	2012 MAYOR	PCT CHANGE
EMERGENCY MANAGEMENT	15,473.49 15,473.49	17,364.00 17,364.00	17,364.00 17,364.00	16,143.80 16,143.80	17,364.00 17,364.00	17,567.00 17,567.00	1.2% 1.2%
PARKING CLERK	.00 .00	.00 .00	.00 .00	.00 .00	.00 .00	.00 .00	.0% .0%
SCHOOL DEPARTMENT	.00 .00	.00 .00	.00 .00	.00 .00	.00 .00	49,764,206.00 49,764,206.00	.0% .0%
SCHOOL SUPPORT	7,712,223.50 7,712,223.50	9,675,534.00 9,675,534.00	9,608,259.84 9,608,259.84	6,189,749.63 6,189,749.63	9,693,842.00 9,693,842.00	9,591,751.00 9,591,751.00	-.9% -.9%
CITY/SCHOOL SUPPORT	.00 .00	.00 .00	.00 .00	.00 .00	.00 .00	636,215.00 636,215.00	.0% .0%
RETIREMENT DEBT/SCHOOL	1,836,000.00 1,836,000.00	1,044,000.00 1,044,000.00	1,044,000.00 1,044,000.00	70,000.00 70,000.00	1,044,000.00 1,044,000.00	931,475.00 931,475.00	-10.8% -10.8%
LONG TERM DEBT INTERES	595,451.25 595,451.25	463,808.00 463,808.00	444,907.00 444,907.00	192,005.55 192,005.55	463,808.00 463,808.00	261,338.00 261,338.00	-43.7% -43.7%
SHORT TERM DEBT INTERE	22,147.00 22,147.00	70,000.00 70,000.00	15,000.00 15,000.00	.00 .00	70,000.00 70,000.00	27,000.00 27,000.00	-61.4% -61.4%
ASSABET REG VOC HIGH S	4,021,321.61 4,021,321.61	3,874,494.00 3,874,494.00	3,874,494.00 3,874,494.00	2,905,870.50 2,905,870.50	3,874,494.00 3,874,494.00	3,906,343.00 3,906,343.00	.8% .8%

PROJECTION: 2012 2012 City of Marlborough Budget

FOR PERIOD 99

ACCOUNTS FOR: GENERAL FUND	2010 ACTUAL	2011 ORIG BUD	2011 REVISED BUD	2011 ACTUAL	2011 PROJECTION	2012 MAYOR	PCT CHANGE
DPW ADMINISTRATION	343,145.45	354,836.00	355,542.00	305,884.27	356,516.00	364,364.00	2.7%
ENGINEERING	609,798.71	681,936.00	729,957.85	568,423.52	701,120.00	687,958.00	.9%
STREETS-SNOW & ICE	1,522,260.09	500,000.00	500,000.00	1,919,098.89	500,015.00	500,000.00	.0%
STREETS	1,612,557.02	1,601,857.00	1,601,857.00	1,311,275.91	1,614,210.23	1,677,189.00	4.7%
FLEET MAINTENANCE	684,691.05	772,892.00	772,892.00	697,110.69	776,621.00	960,693.00	24.3%
FORESTRY, PARKS & CEME DEPARTMENT OF PUBLIC W	1,173,846.94 5,946,299.26	1,275,200.00 5,186,721.00	1,275,200.00 5,235,448.85	997,007.22 5,798,800.50	1,282,237.00 5,230,719.23	1,260,237.00 5,450,441.00	-1.2% 5.1%

PROJECTION: 2012 2012 City of Marlborough Budget

FOR PERIOD 99

ACCOUNTS FOR: GENERAL FUND	2010 ACTUAL	2011 ORIG BUD	2011 REVISED BUD	2011 ACTUAL	2011 PROJECTION	2012 MAYOR	PCT CHANGE
RECREATION DEPARTMENT	240,352.13 240,352.13	245,828.46 245,828.46	245,828.46 245,828.46	200,651.27 200,651.27	246,828.46 246,828.46	249,535.00 249,535.00	1.5% 1.5%
HEALTH AND LICENSING	229,268.35 229,268.35	269,858.81 269,858.81	269,858.81 269,858.81	221,509.64 221,509.64	269,858.81 269,858.81	279,797.00 279,797.00	3.7% 3.7%
HUMAN SERVICES	62,279.34 62,279.34	31,740.91 31,740.91	63,406.91 63,406.91	52,754.43 52,754.43	31,740.91 31,740.91	.00 .00	-100.0% -100.0%
OTHER HUMAN SERVICES A	.00 .00	.00 .00	.00 .00	.00 .00	.00 .00	.00 .00	.0% .0%
COUNCIL ON AGING	170,122.39 170,122.39	192,547.96 192,547.96	192,547.96 192,547.96	124,270.43 124,270.43	192,547.96 192,547.96	430,297.00 430,297.00	123.5% 123.5%
VETERANS' SERVICES	153,643.07 153,643.07	172,246.00 172,246.00	172,246.00 172,246.00	138,382.71 138,382.71	172,246.00 172,246.00	.00 .00	-100.0% -100.0%

PROJECTION: 2012 2012 City of Marlborough Budget

FOR PERIOD 99

ACCOUNTS FOR:
 GENERAL FUND

	2010 ACTUAL	2011 ORIG BUD	2011 REVISED BUD	2011 ACTUAL	2011 PROJECTION	2012 MAYOR	PCT CHANGE
LIBRARY	738,965.51 738,965.51	774,733.00 774,733.00	774,733.00 774,733.00	648,761.58 648,761.58	781,868.50 781,868.50	823,132.35 823,132.35	6.2% 6.2%
JERICHO HILL	.00 .00	.00 .00	.00 .00	.00 .00	.00 .00	.00 .00	.0% .0%
CELEBRATIONS	46,521.67 46,521.67	47,750.00 47,750.00	47,750.00 47,750.00	45,523.29 45,523.29	48,750.00 48,750.00	37,750.00 37,750.00	-20.9% -20.9%
FT MEADOW	13,892.52 13,892.52	18,450.00 18,450.00	18,450.00 18,450.00	-2,079.10 -2,079.10	31,121.48 31,121.48	18,450.00 18,450.00	.0% .0%
RETIREMENT OF DEBT	2,392,000.00 2,392,000.00	2,068,000.00 2,068,000.00	2,068,000.00 2,068,000.00	.00 .00	2,068,000.00 2,068,000.00	2,829,237.00 2,829,237.00	36.8% 36.8%
LONG-TERM DEBT INTERES	492,785.26 492,785.26	421,429.00 421,429.00	421,429.00 421,429.00	243,904.88 243,904.88	421,429.00 421,429.00	677,884.00 677,884.00	60.9% 60.9%
SHORT-TERM DEBT INTERE	70,777.37 70,777.37	667,558.00 667,558.00	157,129.00 157,129.00	.00 .00	667,558.00 667,558.00	152,500.00 152,500.00	-77.2% -77.2%
STATE ASSESSMENT AND C	3,051,898.00 3,051,898.00	.00 .00	4,109,405.00 4,109,405.00	2,630,529.00 2,630,529.00	.00 .00	.00 .00	.0% .0%
CAPITAL OUTLAY	1,372,566.93 1,372,566.93	392,000.00 392,000.00	2,816,564.24 2,816,564.24	2,397,930.47 2,397,930.47	1,771,968.70 1,771,968.70	423,052.00 423,052.00	7.9% 7.9%
OTHER FINANCING USES	7,167,901.99 7,167,901.99	.00 .00	5,076,173.98 5,076,173.98	5,076,173.98 5,076,173.98	.00 .00	.00 .00	.0% .0%
TOTAL GENERAL FUND	63,915,988.15	55,685,082.28	67,209,991.85	49,217,001.44	57,638,950.89	108,593,671.11	95.0%

PROJECTION: 2012 2012 City of Marlborough Budget

FOR PERIOD 99

ACCOUNTS FOR: SEWER ENTERPRISE FUND	2010 ACTUAL	2011 ORIG BUD	2011 REVISED BUD	2011 ACTUAL	2011 PROJECTION	2012 MAYOR	PCT CHANGE
RETIREMENT & PENSION B	319,430.00 319,430.00	334,123.00 334,123.00	334,123.00 334,123.00	167,061.50 167,061.50	334,123.00 334,123.00	341,207.00 341,207.00	2.1% 2.1%
WORKERS' COMPENSATION	.00 .00	26,834.00 26,834.00	26,834.00 26,834.00	.00 .00	26,834.00 26,834.00	34,786.00 34,786.00	29.6% 29.6%
HEALTH/LIFE INSURANCE	.00 .00	307,497.00 307,497.00	307,497.00 307,497.00	.00 .00	307,497.00 307,497.00	316,968.00 316,968.00	3.1% 3.1%
OTHER GENERAL GOVERNME	36,794.84 36,794.84	266,806.00 266,806.00	266,806.00 266,806.00	28,462.85 28,462.85	283,150.00 283,150.00	250,615.00 250,615.00	-6.1% -6.1%
RETIREMENT OF DEBT	843,383.52 843,383.52	1,758,398.00 1,758,398.00	880,392.00 880,392.00	80,620.71 80,620.71	1,758,398.00 1,758,398.00	1,767,082.00 1,767,082.00	.5% .5%
LONG-TERM DEBT INTERES	344,146.02 344,146.02	829,540.00 829,540.00	405,584.00 405,584.00	120,987.51 120,987.51	829,540.00 829,540.00	800,066.00 800,066.00	-3.6% -3.6%
SHORT-TERM DEBT INTERE	11,000.00 11,000.00	201,402.00 201,402.00	90,011.00 90,011.00	12,467.05 12,467.05	201,402.00 201,402.00	54,000.00 54,000.00	-73.2% -73.2%
SEWER SERVICE FUND	355,814.62 355,814.62	412,773.00 412,773.00	380,467.00 380,467.00	151,626.39 151,626.39	419,694.73 419,694.73	396,191.00 396,191.00	-4.0% -4.0%
EAST WASTE WATER TREAT	797,444.45 797,444.45	847,755.00 847,755.00	847,755.00 847,755.00	675,092.73 675,092.73	864,546.36 864,546.36	844,837.00 844,837.00	-.3% -.3%

PROJECTION: 2012 2012 City of Marlborough Budget

FOR PERIOD 99

ACCOUNTS FOR: SEWER ENTERPRISE FUND	2010 ACTUAL	2011 ORIG BUD	2011 REVISED BUD	2011 ACTUAL	2011 PROJECTION	2012 MAYOR	PCT CHANGE
WEST WASTE WATER TREAT	551,473.94 551,473.94	609,409.00 609,409.00	609,409.00 609,409.00	499,753.41 499,753.41	610,109.00 610,109.00	603,512.00 603,512.00	-1.0% -1.0%
SOLID WASTE & SLUDGE R	4,105,236.11 4,105,236.11	4,286,900.00 4,286,900.00	4,286,900.00 4,286,900.00	4,191,528.98 4,191,528.98	4,590,729.83 4,590,729.83	4,325,943.00 4,325,943.00	.9% .9%
OTHER FINANCING USES	879,504.10	.00	1,445,659.00	1,445,659.00	.00	.00	.0%
TOTAL SEWER ENTERPRISE FUND	8,244,227.60	9,881,437.00	9,881,437.00	7,373,260.13	10,226,023.92	9,735,207.00	-1.5%

PROJECTION: 2012 2012 City of Marlborough Budget

FOR PERIOD 99

ACCOUNTS FOR: WATER ENTERPRISE FUND	2010 ACTUAL	2011 ORIG BUD	2011 REVISED BUD	2011 ACTUAL	2011 PROJECTION	2012 MAYOR	PCT CHANGE
RETIREMENT & PENSION B	294,908.00 294,908.00	308,474.00 308,474.00	308,474.00 308,474.00	154,236.50 154,236.50	308,474.00 308,474.00	315,014.00 315,014.00	2.1% 2.1%
WORKERS' COMPENSATION	.00 .00	24,010.00 24,010.00	24,010.00 24,010.00	.00 .00	24,010.00 24,010.00	31,961.00 31,961.00	33.1% 33.1%
HEALTH/LIFE INSURANCE	.00 .00	256,904.00 256,904.00	256,904.00 256,904.00	.00 .00	256,904.00 256,904.00	266,041.00 266,041.00	3.6% 3.6%
OTHER GENERAL GOVERNME	23,992.30 23,992.30	30,300.00 30,300.00	30,300.00 30,300.00	12,924.16 12,924.16	30,300.00 30,300.00	30,300.00 30,300.00	.0% .0%
RETIREMENT OF DEBT	805,700.00 805,700.00	799,000.00 799,000.00	799,000.00 799,000.00	441,080.79 441,080.79	799,000.00 799,000.00	653,400.00 653,400.00	-18.2% -18.2%
LONG-TERM DEBT INTERES	182,128.84 182,128.84	195,654.00 195,654.00	195,654.00 195,654.00	88,766.07 88,766.07	195,654.00 195,654.00	141,968.00 141,968.00	-27.4% -27.4%
SHORT-TERM DEBT INTERE	24,750.00 24,750.00	148,640.00 148,640.00	.00 .00	.00 .00	148,640.00 148,640.00	40,500.00 40,500.00	-72.8% -72.8%
WATER SERVICE FUND	5,087,636.31 5,087,636.31	4,635,300.00 4,635,300.00	4,685,243.00 4,685,243.00	4,353,546.11 4,353,546.11	4,761,412.74 4,761,412.74	5,191,639.00 5,191,639.00	12.0% 12.0%
OTHER FINANCING USES	1,431,668.00	.00	1,704,999.30	1,704,999.30	.00	.00	.0%
TOTAL WATER ENTERPRISE FUND	7,850,783.45	6,398,282.00	8,004,584.30	6,755,552.93	6,524,394.74	6,670,823.00	4.3%
GRAND TOTAL	80,010,999.20	71,964,801.28	85,096,013.15	63,345,814.50	74,389,369.55	124,999,701.11	73.7%

** END OF REPORT - Generated by Tom Abel **

	2011 Orginal Budget	2012 Budget	PCT CHNG
TOTAL GENERAL FUND	\$ 103,934,080	\$ 108,593,673	4.48%

DEPARTMENTAL DETAIL

PROJECTION: 2012 2012 City of Marlborough Budget

FOR PERIOD 99

ACCOUNTS FOR: GENERAL FUND	2010 ACTUAL	2011 ORIG BUD	2011 REVISED BUD	2011 ACTUAL	2011 PROJECTION	2012 MAYOR	PCT CHANGE

1110 CITY COUNCIL							
0000							

1 PROFESSIONAL SALARIES							

11110001 50050 CITY CLERK	2,044.56	2,045.00	2,045.00	1,703.80	2,045.00	2,045.00	.0%
TOTAL PROFESSIONAL SALARIES	2,044.56	2,045.00	2,045.00	1,703.80	2,045.00	2,045.00	.0%
2 CLERICAL SALARIES							

11110002 50350 SCY/RSR AS	54,419.56	55,466.00	55,466.00	47,093.88	55,466.00	56,769.00	2.3%
TOTAL CLERICAL SALARIES	54,419.56	55,466.00	55,466.00	47,093.88	55,466.00	56,769.00	2.3%
3 OTHER SALARIES							

11110003 50070 COUNCILORS	103,939.44	103,940.00	103,940.00	85,828.78	103,940.00	108,427.00	4.3%
11110003 51430 LONGEVITY	2,720.97	2,721.00	2,721.00	2,720.97	2,721.00	2,839.00	4.3%
11110003 51920 SICK BUYBK	2,093.06	2,094.00	2,094.00	2,093.06	2,094.00	2,184.00	4.3%
TOTAL OTHER SALARIES	108,753.47	108,755.00	108,755.00	90,642.81	108,755.00	113,450.00	4.3%
5 SUPPLIES & MATERIALS							

11110005 54220 OFF SUP/EX	174.55	600.00	600.00	112.70	1,150.00	1,200.00	100.0%
11110005 55825 INVEST SER	.00	10,000.00	10,000.00	.00	10,000.00	10,000.00	.0%
TOTAL SUPPLIES & MATERIALS	174.55	10,600.00	10,600.00	112.70	11,150.00	11,200.00	5.7%
TOTAL	165,392.14	176,866.00	176,866.00	139,553.19	177,416.00	183,464.00	3.7%
TOTAL CITY COUNCIL	165,392.14	176,866.00	176,866.00	139,553.19	177,416.00	183,464.00	3.7%

PROJECTION: 2012 2012 City of Marlborough Budget

FOR PERIOD 99

ACCOUNTS FOR: GENERAL FUND	2010 ACTUAL	2011 ORIG BUD	2011 REVISED BUD	2011 ACTUAL	2011 PROJECTION	2012 MAYOR	PCT CHANGE

1210 MAYOR'S OFFICE							

0000							

1 PROFESSIONAL SALARIES							

11210001 50010 MAYOR	74,867.52	76,307.49	76,307.49	64,789.20	76,307.49	78,100.00	2.3%
11210001 50321 EXEC AIDE	54,419.57	55,465.77	55,465.77	46,286.61	55,465.77	56,769.00	2.3%
TOTAL PROFESSIONAL SALARIES	129,287.09	131,773.26	131,773.26	111,075.81	131,773.26	134,869.00	2.3%

2 CLERICAL SALARIES							

11210002 50590 EXEC SCTRY	40,076.92	44,215.28	44,215.28	38,470.86	45,295.28	47,028.00	6.4%
TOTAL CLERICAL SALARIES	40,076.92	44,215.28	44,215.28	38,470.86	45,295.28	47,028.00	6.4%

4 CONTRACT SERVICES							

11210004 53080 AUDIT SVCS	43,000.00	43,000.00	43,000.00	37,500.00	43,000.00	43,000.00	.0%
11210004 53140 CONTR SVCS	156.00	1,000.00	1,000.00	120.00	1,000.00	1,000.00	.0%
11210004 53150 ADVERTISE	174.95	500.00	500.00	.00	500.00	500.00	.0%
TOTAL CONTRACT SERVICES	43,330.95	44,500.00	44,500.00	37,620.00	44,500.00	44,500.00	.0%

5 SUPPLIES & MATERIALS							

11210005 54220 OFF SUP/EX	609.60	900.00	900.00	837.41	900.00	900.00	.0%
11210005 54230 MAYOR EXP	3,283.32	3,600.00	3,600.00	2,066.16	4,024.96	3,600.00	.0%
TOTAL SUPPLIES & MATERIALS	3,892.92	4,500.00	4,500.00	2,903.57	4,924.96	4,500.00	.0%

6 OTHER EXPENSES							

11210006 53940 MARLB2010	20,000.00	25,000.00	225,000.00	91,666.66	25,000.00	.00	-100.0%

CITY OF MARLBOROUGH
 NEXT YEAR / CURRENT YEAR BUDGET ANALYSIS

PROJECTION: 2012 2012 City of Marlborough Budget

FOR PERIOD 99

ACCOUNTS FOR: GENERAL FUND		2010 ACTUAL	2011 ORIG BUD	2011 REVISED BUD	2011 ACTUAL	2011 PROJECTION	2012 MAYOR	PCT CHANGE
11210006 57100	INSTATE TR	312.06	500.00	500.00	178.27	500.00	500.00	.0%
11210006 57200	OUT ST TRV	1,766.96	3,000.00	3,000.00	1,579.99	3,000.00	3,000.00	.0%
11210006 57340	DUES & SUB	2,073.16	2,000.00	2,000.00	530.00	2,000.00	2,000.00	.0%
11210006 57360	MMA	5,400.00	5,826.00	5,826.00	5,400.00	5,826.00	5,826.00	.0%
11210006 57840	INAUG EXP	1,468.82	.00	.00	.00	.00	1,500.00	.0%
TOTAL OTHER EXPENSES		31,021.00	36,326.00	236,326.00	99,354.92	36,326.00	12,826.00	-64.7%
TOTAL		247,608.88	261,314.54	461,314.54	289,425.16	262,819.50	243,723.00	-6.7%
TOTAL MAYOR'S OFFICE		247,608.88	261,314.54	461,314.54	289,425.16	262,819.50	243,723.00	-6.7%

PROJECTION: 2012 2012 City of Marlborough Budget

FOR PERIOD 99

ACCOUNTS FOR: GENERAL FUND	2010 ACTUAL	2011 ORIG BUD	2011 REVISED BUD	2011 ACTUAL	2011 PROJECTION	2012 MAYOR	PCT CHANGE

1330 COMPROLLER							

0000							

1 PROFESSIONAL SALARIES							

11330001 50015 COMP/TREAS	89,190.40	90,907.00	90,907.00	77,183.99	90,907.00	93,042.00	2.3%
TOTAL PROFESSIONAL SALARIES	89,190.40	90,907.00	90,907.00	77,183.99	90,907.00	93,042.00	2.3%

2 CLERICAL SALARIES							

11330002 50062 FIN ASST	107,407.03	109,473.00	109,473.00	92,948.38	109,473.00	112,044.00	2.3%
11330002 50588 PT MAIL CL	6,203.36	8,053.00	8,053.00	6,293.97	8,053.00	8,346.00	3.6%
TOTAL CLERICAL SALARIES	113,610.39	117,526.00	117,526.00	99,242.35	117,526.00	120,390.00	2.4%

3 OTHER SALARIES							

11330003 51430 LONGEVITY	3,185.17	3,636.00	3,636.00	3,635.17	3,636.00	3,801.00	4.5%
11330003 51920 SICK BUYBK	4,131.04	4,131.00	4,131.00	4,131.04	4,131.00	4,310.00	4.3%
TOTAL OTHER SALARIES	7,316.21	7,767.00	7,767.00	7,766.21	7,767.00	8,111.00	4.4%

4 CONTRACT SERVICES							

11330004 52544 CNT/COPIER	29,189.21	33,915.00	33,915.00	19,796.02	33,915.00	33,915.00	.0%
11330004 52545 CON/POSTGE	.00	200.00	200.00	.00	200.00	200.00	.0%
TOTAL CONTRACT SERVICES	29,189.21	34,115.00	34,115.00	19,796.02	34,115.00	34,115.00	.0%

5 SUPPLIES & MATERIALS							

11330005 54220 OFF SUP/EX	5,785.30	7,500.00	7,500.00	4,407.46	7,500.00	7,500.00	.0%
11330005 54222 SUPP/CIPIER	3,713.71	4,500.00	4,500.00	4,434.36	5,786.29	5,313.00	18.1%

PROJECTION: 2012 2012 City of Marlborough Budget

FOR PERIOD 99

ACCOUNTS FOR: GENERAL FUND	2010 ACTUAL	2011 ORIG BUD	2011 REVISED BUD	2011 ACTUAL	2011 PROJECTION	2012 MAYOR	PCT CHANGE
TOTAL SUPPLIES & MATERIALS	9,499.01	12,000.00	12,000.00	8,841.82	13,286.29	12,813.00	6.8%
6 OTHER EXPENSES							
11330006 53460 POSTAGE	65,300.00	53,800.00	53,800.00	40,488.39	53,800.00	60,000.00	11.5%
11330006 53872 BANK CHRGS	92.17	1,000.00	1,000.00	51.87	1,000.00	1,000.00	.0%
11330006 57100 INSTATE TR	100.00	100.00	100.00	.00	100.00	100.00	.0%
11330006 57340 DUES & SUB	211.00	300.00	300.00	120.00	300.00	300.00	.0%
11330006 57430 EMPLOYBOND	1,925.00	2,025.00	2,025.00	1,925.00	2,025.00	1,925.00	-4.9%
11330006 57850 BOND EXP	1,500.00	24,900.00	24,900.00	500.00	29,900.00	24,900.00	.0%
TOTAL OTHER EXPENSES	69,128.17	82,125.00	82,125.00	43,085.26	87,125.00	88,225.00	7.4%
TOTAL	317,933.39	344,440.00	344,440.00	255,915.65	350,726.29	356,696.00	3.6%
TOTAL COMPTROLLER	317,933.39	344,440.00	344,440.00	255,915.65	350,726.29	356,696.00	3.6%

CITY OF MARLBOROUGH
NEXT YEAR / CURRENT YEAR BUDGET ANALYSIS

PROJECTION: 2012 2012 City of Marlborough Budget

FOR PERIOD 99

ACCOUNTS FOR: GENERAL FUND	2010 ACTUAL	2011 ORIG BUD	2011 REVISED BUD	2011 ACTUAL	2011 PROJECTION	2012 MAYOR	PCT CHANGE

1350 CITY AUDITOR							

0000							

1 PROFESSIONAL SALARIES							

11350001 50020 AUDITOR	71,006.00	72,371.50	72,371.50	61,447.50	72,371.50	74,072.00	2.3%
TOTAL PROFESSIONAL SALARIES	71,006.00	72,371.50	72,371.50	61,447.50	72,371.50	74,072.00	2.3%

2 CLERICAL SALARIES							

11350002 50062 FIN ASST	51,637.04	54,736.20	54,736.20	47,984.25	56,247.20	56,022.00	2.3%
11350002 50550 HEAD CLERK	48,975.68	49,917.52	49,917.52	42,382.79	49,917.52	51,090.00	2.3%
11350002 50770 SNR CLERK	18,649.28	19,007.92	19,007.92	16,138.80	19,007.92	19,454.00	2.3%
TOTAL CLERICAL SALARIES	119,262.00	123,661.64	123,661.64	106,505.84	125,172.64	126,566.00	2.3%

3 OTHER SALARIES							

11350003 51430 LONGEVITY	2,498.78	2,498.78	2,498.78	2,498.78	2,498.78	3,405.00	36.3%
11350003 51920 SICK BUYBK	1,883.68	1,883.68	1,883.68	1,883.68	1,883.68	1,965.00	4.3%
TOTAL OTHER SALARIES	4,382.46	4,382.46	4,382.46	4,382.46	4,382.46	5,370.00	22.5%

5 SUPPLIES & MATERIALS							

11350005 54220 OFF SUP/EX	317.45	400.00	400.00	94.09	400.00	400.00	.0%
TOTAL SUPPLIES & MATERIALS	317.45	400.00	400.00	94.09	400.00	400.00	.0%

6 OTHER EXPENSES							

11350006 57100 INSTATE TR	100.00	100.00	100.00	100.00	100.00	100.00	.0%
11350006 57340 DUES & SUB	140.00	150.00	150.00	150.00	150.00	200.00	33.3%

05/04/2011 11:58
tabel

CITY OF MARLBOROUGH
NEXT YEAR / CURRENT YEAR BUDGET ANALYSIS

PG 7
bgnyrpts

PROJECTION: 2012 2012 City of Marlborough Budget

FOR PERIOD 99

ACCOUNTS FOR: GENERAL FUND	2010 ACTUAL	2011 ORIG BUD	2011 REVISED BUD	2011 ACTUAL	2011 PROJECTION	2012 MAYOR	PCT CHANGE
TOTAL OTHER EXPENSES	240.00	250.00	250.00	250.00	250.00	300.00	20.0%
TOTAL	195,207.91	201,065.60	201,065.60	172,679.89	202,576.60	206,708.00	2.8%
TOTAL CITY AUDITOR	195,207.91	201,065.60	201,065.60	172,679.89	202,576.60	206,708.00	2.8%

PROJECTION: 2012 2012 City of Marlborough Budget

FOR PERIOD 99

ACCOUNTS FOR: GENERAL FUND		2010 ACTUAL	2011 ORIG BUD	2011 REVISED BUD	2011 ACTUAL	2011 PROJECTION	2012 MAYOR	PCT CHANGE

1410	ASSESSORS' DEPARTMENT							

0000								

1	PROFESSIONAL SALARIES							

11410001	50160 PR ASSESSR	71,006.00	72,371.66	72,371.66	61,447.49	72,371.66	74,071.28	2.3%
11410001	50170 SNR ASSESR	65,281.32	66,536.58	66,536.58	56,493.48	66,536.58	68,099.16	2.3%
11410001	51107 P/T ASSESS	9,095.88	9,095.93	9,095.93	7,579.90	9,095.93	9,095.93	.0%
	TOTAL PROFESSIONAL SALARIES	145,383.20	148,004.17	148,004.17	125,520.87	148,004.17	151,266.37	2.2%
2	CLERICAL SALARIES							

11410002	50520 PRINC CLRK	43,526.60	44,363.80	44,363.80	37,667.25	44,363.80	45,405.67	2.3%
11410002	50550 HEAD CLERK	48,975.68	49,917.40	49,917.40	42,382.80	49,917.40	51,089.69	2.3%
	TOTAL CLERICAL SALARIES	92,502.28	94,281.20	94,281.20	80,050.05	94,281.20	96,495.36	2.3%
3	OTHER SALARIES							

11410003	50177 CERTIFICAT	7,100.60	7,243.27	7,243.27	6,144.75	7,243.27	7,408.00	2.3%
11410003	51430 LONGEVITY	3,583.78	4,033.78	4,033.78	4,033.78	4,033.78	4,940.00	22.5%
11410003	51920 SICK BUYBK	6,068.60	6,068.60	6,068.60	6,068.60	6,068.60	6,331.00	4.3%
	TOTAL OTHER SALARIES	16,752.98	17,345.65	17,345.65	16,247.13	17,345.65	18,679.00	7.7%
4	CONTRACT SERVICES							

11410004	53082 VALUE SVCS	5,000.00	18,200.00	18,200.00	18,200.00	23,900.00	158,200.00	769.2%
11410004	53083 MEAS &LIST	97,399.00	55,000.00	55,000.00	55,000.00	61,325.00	55,000.00	.0%
11410004	53180 PROF/TCHSV	500.00	3,000.00	3,000.00	.00	6,000.00	3,000.00	.0%
11410004	57038 PP VAL SVC	24,850.00	86,000.00	106,000.00	106,000.00	86,000.00	24,850.00	-71.1%

PROJECTION: 2012 2012 City of Marlborough Budget

FOR PERIOD 99

ACCOUNTS FOR: GENERAL FUND	2010 ACTUAL	2011 ORIG BUD	2011 REVISED BUD	2011 ACTUAL	2011 PROJECTION	2012 MAYOR	PCT CHANGE
TOTAL CONTRACT SERVICES	127,749.00	162,200.00	182,200.00	179,200.00	177,225.00	241,050.00	48.6%
5 SUPPLIES & MATERIALS							
11410005 54220 OFF SUP/EX	315.50	400.00	400.00	.00	400.00	400.00	.0%
TOTAL SUPPLIES & MATERIALS	315.50	400.00	400.00	.00	400.00	400.00	.0%
6 OTHER EXPENSES							
11410006 53114 APPEAL/TAX	303.75	3,000.00	3,000.00	.00	6,000.00	3,000.00	.0%
11410006 53130 COPY/B-EXT	273.35	500.00	500.00	.00	500.00	500.00	.0%
11410006 57100 INSTATE TR	136.05	250.00	250.00	.00	250.00	250.00	.0%
11410006 57340 DUES & SUB	1,252.65	1,500.00	1,500.00	1,343.15	1,500.00	1,500.00	.0%
TOTAL OTHER EXPENSES	1,965.80	5,250.00	5,250.00	1,343.15	8,250.00	5,250.00	.0%
TOTAL	384,668.76	427,481.02	447,481.02	402,361.20	445,506.02	513,140.73	20.0%
TOTAL ASSESSORS' DEPARTMENT	384,668.76	427,481.02	447,481.02	402,361.20	445,506.02	513,140.73	20.0%

PROJECTION: 2012 2012 City of Marlborough Budget

FOR PERIOD 99

ACCOUNTS FOR: GENERAL FUND	2010 ACTUAL	2011 ORIG BUD	2011 REVISED BUD	2011 ACTUAL	2011 PROJECTION	2012 MAYOR	PCT CHANGE

1440 CITY COLLECTOR							

0000							

1 PROFESSIONAL SALARIES							

11440001 50042 COLLECTOR	71,006.00	72,372.00	72,372.00	61,447.50	72,372.00	74,072.00	2.3%
TOTAL PROFESSIONAL SALARIES	71,006.00	72,372.00	72,372.00	61,447.50	72,372.00	74,072.00	2.3%

2 CLERICAL SALARIES							

11440002 50770 SNR CLERK	74,596.08	76,031.00	76,031.00	64,554.23	76,031.00	77,817.00	2.3%
TOTAL CLERICAL SALARIES	74,596.08	76,031.00	76,031.00	64,554.23	76,031.00	77,817.00	2.3%

3 OTHER SALARIES							

11440003 51430 LONGEVITY	450.00	1,225.00	1,225.00	1,225.00	1,225.00	1,225.00	.0%
11440003 51920 SICK BUYBK	1,434.54	2,869.00	2,869.00	1,434.54	2,869.00	2,993.00	4.3%
TOTAL OTHER SALARIES	1,884.54	4,094.00	4,094.00	2,659.54	4,094.00	4,218.00	3.0%

4 CONTRACT SERVICES							

11440004 53150 ADVERTISE	2,359.91	2,500.00	2,500.00	1,210.54	2,500.00	2,000.00	-20.0%
11440004 53180 PROF/TCHSV	49.40	300.00	300.00	.00	300.00	300.00	.0%
11440004 53872 BANK CHRGS	7,710.94	10,000.00	10,000.00	6,314.10	10,356.80	8,000.00	-20.0%
11440004 53999 OTH SRVCS	5,667.69	11,000.00	11,000.00	7,071.80	11,000.00	11,000.00	.0%
TOTAL CONTRACT SERVICES	15,787.94	23,800.00	23,800.00	14,596.44	24,156.80	21,300.00	-10.5%

6 OTHER EXPENSES							

11440006 57340 DUES & SUB	120.00	120.00	120.00	120.00	120.00	120.00	.0%

05/04/2011 11:58
tabel

CITY OF MARLBOROUGH
NEXT YEAR / CURRENT YEAR BUDGET ANALYSIS

PG 11
bgnyrpts

PROJECTION: 2012 2012 City of Marlborough Budget

FOR PERIOD 99

ACCOUNTS FOR:
GENERAL FUND

	2010 ACTUAL	2011 ORIG BUD	2011 REVISED BUD	2011 ACTUAL	2011 PROJECTION	2012 MAYOR	PCT CHANGE
TOTAL OTHER EXPENSES	120.00	120.00	120.00	120.00	120.00	120.00	.0%
TOTAL	163,394.56	176,417.00	176,417.00	143,377.71	176,773.80	177,527.00	.6%
TOTAL CITY COLLECTOR	163,394.56	176,417.00	176,417.00	143,377.71	176,773.80	177,527.00	.6%

PROJECTION: 2012 2012 City of Marlborough Budget

FOR PERIOD 99

ACCOUNTS FOR: GENERAL FUND	2010 ACTUAL	2011 ORIG BUD	2011 REVISED BUD	2011 ACTUAL	2011 PROJECTION	2012 MAYOR	PCT CHANGE

1510 LAW DEPARTMENT							

0000							

1 PROFESSIONAL SALARIES							

11510001 50030 SOLICITOR	93,783.56	95,587.09	95,587.09	81,158.86	95,587.09	97,832.00	2.3%
11510001 50172 ASST SOLIC	75,912.20	77,372.13	77,372.13	65,693.30	77,372.13	79,190.00	2.3%
11510001 50174 PROCUREOFF	57,838.02	58,950.07	58,950.07	50,052.01	58,950.07	60,335.00	2.3%
11510001 50175 PARALEGAL	36,787.19	39,468.00	39,468.00	31,399.48	39,468.00	40,395.00	2.3%
TOTAL PROFESSIONAL SALARIES	264,320.97	271,377.29	271,377.29	228,303.65	271,377.29	277,752.00	2.3%

4 CONTRACT SERVICES							

11510004 53110 LEGAL SVCS	175,517.05	25,000.00	75,000.00	53,387.90	48,012.61	75,000.00	200.0%
TOTAL CONTRACT SERVICES	175,517.05	25,000.00	75,000.00	53,387.90	48,012.61	75,000.00	200.0%

5 SUPPLIES & MATERIALS							

11510005 54220 OFF SUP/EX	298.54	400.00	400.00	256.58	400.00	400.00	.0%
TOTAL SUPPLIES & MATERIALS	298.54	400.00	400.00	256.58	400.00	400.00	.0%

6 OTHER EXPENSES							

11510006 53880 REG DEEDS	536.00	1,500.00	1,500.00	550.00	1,500.00	1,500.00	.0%
11510006 57100 INSTATE TR	1,190.50	1,200.00	1,200.00	876.85	1,200.00	1,200.00	.0%
11510006 57340 DUES & SUB	2,274.29	3,000.00	3,000.00	2,943.82	3,024.08	3,000.00	.0%
11510006 57350 LAWBOOK UP	4,940.11	5,100.00	5,100.00	1,311.95	5,100.00	5,100.00	.0%
11510006 57600 CLAIMS&JDG	2,642.10	25,000.00	25,000.00	15,165.80	137,326.70	25,000.00	.0%
TOTAL OTHER EXPENSES	11,583.00	35,800.00	35,800.00	20,848.42	148,150.78	35,800.00	.0%

7 EQUIPMENT							

11510007 58710 FURN & FIX	.00	100.00	100.00	.00	100.00	100.00	.0%

05/04/2011 11:58
tabel

CITY OF MARLBOROUGH
NEXT YEAR / CURRENT YEAR BUDGET ANALYSIS

PG 14
|bgnyrpts

PROJECTION: 2012 2012 City of Marlborough Budget

FOR PERIOD 99

ACCOUNTS FOR: GENERAL FUND	2010 ACTUAL	2011 ORIG BUD	2011 REVISED BUD	2011 ACTUAL	2011 PROJECTION	2012 MAYOR	PCT CHANGE
TOTAL EQUIPMENT	.00	100.00	100.00	.00	100.00	100.00	.0%
TOTAL	451,719.56	332,677.29	382,677.29	302,796.55	468,040.68	389,052.00	16.9%
TOTAL LAW DEPARTMENT	451,719.56	332,677.29	382,677.29	302,796.55	468,040.68	389,052.00	16.9%

PROJECTION: 2012 2012 City of Marlborough Budget

FOR PERIOD 99

ACCOUNTS FOR: GENERAL FUND	2010 ACTUAL	2011 ORIG BUD	2011 REVISED BUD	2011 ACTUAL	2011 PROJECTION	2012 MAYOR	PCT CHANGE

1520 PERSONNEL DIVISION							

0000							

1 PROFESSIONAL SALARIES							

11520001 50530 DIRECTOR	63,457.54	69,855.46	69,855.46	60,792.99	71,664.46	74,072.00	6.0%
11520001 50532 PRSNL AST	46,660.64	47,577.88	47,577.88	40,379.38	47,577.88	48,675.00	2.3%
TOTAL PROFESSIONAL SALARIES	110,118.18	117,433.34	117,433.34	101,172.37	119,242.34	122,747.00	4.5%

2 CLERICAL SALARIES							

11520002 50401 P/T SR CLR	18,915.12	20,552.00	20,552.00	19,115.11	21,272.00	21,122.00	2.8%
TOTAL CLERICAL SALARIES	18,915.12	20,552.00	20,552.00	19,115.11	21,272.00	21,122.00	2.8%

4 CONTRACT SERVICES							

11520004 53010 MED EXAMS	1,550.00	6,500.00	6,500.00	1,534.00	6,500.00	7,000.00	7.7%
11520004 53084 AFFIRM OFF	.00	1.00	1.00	.00	1.00	1.00	.0%
11520004 53140 CONTR SVCS	21,049.00	24,000.00	24,000.00	20,910.00	24,000.00	24,000.00	.0%
11520004 53150 ADVERTISE	9,417.52	9,500.00	9,500.00	7,607.34	9,500.00	9,500.00	.0%
11520004 53152 D&A TEST	3,756.00	5,000.00	5,000.00	3,453.50	5,000.00	5,000.00	.0%
TOTAL CONTRACT SERVICES	35,772.52	45,001.00	45,001.00	33,504.84	45,001.00	45,501.00	1.1%

5 SUPPLIES & MATERIALS							

11520005 54220 OFF SUP/EX	396.86	500.00	500.00	134.84	500.00	500.00	.0%
TOTAL SUPPLIES & MATERIALS	396.86	500.00	500.00	134.84	500.00	500.00	.0%

6 OTHER EXPENSES							

11520006 57340 DUES & SUB	420.00	450.00	450.00	275.00	450.00	450.00	.0%

05/04/2011 11:58
tabel

CITY OF MARLBOROUGH
NEXT YEAR / CURRENT YEAR BUDGET ANALYSIS

PG 16
bgnyrpts

PROJECTION: 2012 2012 City of Marlborough Budget

FOR PERIOD 99

ACCOUNTS FOR: GENERAL FUND	2010 ACTUAL	2011 ORIG BUD	2011 REVISED BUD	2011 ACTUAL	2011 PROJECTION	2012 MAYOR	PCT CHANGE
-----	-----	-----	-----	-----	-----	-----	-----
11520006 57380 CONF&TRAIN	19,914.15	22,000.00	22,000.00	12,939.70	22,000.00	22,000.00	.0%
TOTAL OTHER EXPENSES	20,334.15	22,450.00	22,450.00	13,214.70	22,450.00	22,450.00	.0%
TOTAL	185,536.83	205,936.34	205,936.34	167,141.86	208,465.34	212,320.00	3.1%
TOTAL PERSONNEL DIVISION	185,536.83	205,936.34	205,936.34	167,141.86	208,465.34	212,320.00	3.1%

PROJECTION: 2012 2012 City of Marlborough Budget

FOR PERIOD 99

ACCOUNTS FOR: GENERAL FUND	2010 ACTUAL	2011 ORIG BUD	2011 REVISED BUD	2011 ACTUAL	2011 PROJECTION	2012 MAYOR	PCT CHANGE

1550 INFORMATION TECHNOLOGY							

0000							

1 PROFESSIONAL SALARIES							

11550001 50014 DIR IS	48,204.00	49,131.00	49,131.00	41,715.00	49,131.00	50,285.00	2.3%
11550001 50210 SEN SY ANA	58,261.32	59,389.00	59,389.00	50,418.45	59,389.00	60,777.00	2.3%
11550001 50213 NTRWK ENG	74,816.56	76,255.35	76,255.35	64,745.10	76,255.35	78,046.00	2.3%
TOTAL PROFESSIONAL SALARIES	181,281.88	184,775.35	184,775.35	156,878.55	184,775.35	189,108.00	2.3%

4 CONTRACT SERVICES							

11550004 52540 REPR/COMHD	2,557.22	4,000.00	4,000.00	3,339.67	4,192.25	4,000.00	.0%
11550004 52541 MNT/COMSOF	199,147.12	223,940.56	223,940.56	218,515.11	234,163.05	291,340.00	30.1%
11550004 52542 CONT/COMHD	11,683.92	12,500.00	12,500.00	12,480.00	12,500.00	14,500.00	16.0%
11550004 53130 COPY/B-EXT	957.68	1,000.00	1,000.00	1,000.00	1,000.00	1,000.00	.0%
11550004 53180 PROF/TCHSV	8,229.00	8,300.00	8,300.00	5,650.00	8,300.00	8,300.00	.0%
11550004 53430 ON-LINE SV	4,500.00	4,500.00	4,500.00	4,500.00	4,500.00	5,200.00	15.6%
11550004 53435 CD-ROM SVC	3,425.68	3,500.00	3,500.00	3,360.12	3,500.00	3,500.00	.0%
TOTAL CONTRACT SERVICES	230,500.62	257,740.56	257,740.56	248,844.90	268,155.30	327,840.00	27.2%

5 SUPPLIES & MATERIALS							

11550005 54220 OFF SUP/EX	4,148.91	4,100.00	4,100.00	1,631.43	4,100.00	4,100.00	.0%
11550005 55850 DP SUPPLY	19,604.94	20,300.00	20,300.00	20,309.87	20,906.93	20,300.00	.0%
11550005 55870 COMP FORMS	7,942.76	8,000.00	8,000.00	6,644.60	8,000.00	8,000.00	.0%
11550005 58615 COMP SOFT	3,367.49	11,195.00	11,195.00	6,396.91	19,022.51	11,195.00	.0%

05/04/2011 11:58
 tabel

CITY OF MARLBOROUGH
 NEXT YEAR / CURRENT YEAR BUDGET ANALYSIS

PG 18
 bgnyrpts

PROJECTION: 2012 2012 City of Marlborough Budget

FOR PERIOD 99

ACCOUNTS FOR: GENERAL FUND	2010 ACTUAL	2011 ORIG BUD	2011 REVISED BUD	2011 ACTUAL	2011 PROJECTION	2012 MAYOR	PCT CHANGE
TOTAL SUPPLIES & MATERIALS	35,064.10	43,595.00	43,595.00	34,982.81	52,029.44	43,595.00	.0%
6 OTHER EXPENSES							
11550006 57340 DUES & SUB	224.04	500.00	500.00	259.56	500.00	500.00	.0%
TOTAL OTHER EXPENSES	224.04	500.00	500.00	259.56	500.00	500.00	.0%
7 EQUIPMENT							
11550007 58610 DATA EQUIP	2,494.85	2,500.00	2,500.00	2,500.00	2,500.00	2,500.00	.0%
TOTAL EQUIPMENT	2,494.85	2,500.00	2,500.00	2,500.00	2,500.00	2,500.00	.0%
TOTAL	449,565.49	489,110.91	489,110.91	443,465.82	507,960.09	563,543.00	15.2%
TOTAL INFORMATION TECHNOLOGY	449,565.49	489,110.91	489,110.91	443,465.82	507,960.09	563,543.00	15.2%

PROJECTION: 2012 2012 City of Marlborough Budget

FOR PERIOD 99

ACCOUNTS FOR: GENERAL FUND	2010 ACTUAL	2011 ORIG BUD	2011 REVISED BUD	2011 ACTUAL	2011 PROJECTION	2012 MAYOR	PCT CHANGE

1610 CITY CLERK							

0000							

1 PROFESSIONAL SALARIES							

11610001 50050 CITY CLERK	71,006.00	72,370.97	72,370.97	61,447.50	72,370.97	74,072.00	2.4%
TOTAL PROFESSIONAL SALARIES	71,006.00	72,370.97	72,370.97	61,447.50	72,370.97	74,072.00	2.4%

2 CLERICAL SALARIES							

11610002 50290 ASST CLERK	52,841.88	53,858.07	53,858.07	45,728.64	53,858.07	55,123.00	2.3%
11610002 50770 SNR CLERK	35,863.50	38,014.52	38,014.52	32,723.79	38,461.52	38,908.00	2.4%
TOTAL CLERICAL SALARIES	88,705.38	91,872.59	91,872.59	78,452.43	92,319.59	94,031.00	2.3%

3 OTHER SALARIES							

11610003 51430 LONGEVITY	2,035.26	3,551.00	3,551.00	2,754.21	3,574.00	3,700.00	4.2%
11610003 51920 SICK BUYBK	1,321.05	3,467.00	3,467.00	1,494.10	3,527.00	3,617.00	4.3%
TOTAL OTHER SALARIES	3,356.31	7,018.00	7,018.00	4,248.31	7,101.00	7,317.00	4.3%

4 CONTRACT SERVICES							

11610004 53150 ADVERTISE	4,976.23	8,000.00	8,000.00	2,279.75	8,000.00	8,000.00	.0%
11610004 53180 PROF/TCHSV	1,195.00	2,500.00	2,500.00	1,195.00	2,500.00	10,000.00	300.0%
11610004 53930 PRINTING	514.57	800.00	800.00	436.40	800.00	800.00	.0%
TOTAL CONTRACT SERVICES	6,685.80	11,300.00	11,300.00	3,911.15	11,300.00	18,800.00	66.4%

5 SUPPLIES & MATERIALS							

11610005 54220 OFF SUP/EX	.00	500.00	500.00	319.92	500.00	500.00	.0%

PROJECTION: 2012 2012 City of Marlborough Budget

FOR PERIOD 99

ACCOUNTS FOR: GENERAL FUND	2010 ACTUAL	2011 ORIG BUD	2011 REVISED BUD	2011 ACTUAL	2011 PROJECTION	2012 MAYOR	PCT CHANGE

TOTAL SUPPLIES & MATERIALS	.00	500.00	500.00	319.92	500.00	500.00	.0%
6 OTHER EXPENSES	-----						
11610006 57340 DUES & SUB	175.00	175.00	175.00	175.00	175.00	175.00	.0%
11610006 57430 EMPLOYBOND	175.00	175.00	175.00	175.00	175.00	175.00	.0%
TOTAL OTHER EXPENSES	350.00	350.00	350.00	350.00	350.00	350.00	.0%
TOTAL	170,103.49	183,411.56	183,411.56	148,729.31	183,941.56	195,070.00	6.4%
TOTAL CITY CLERK	170,103.49	183,411.56	183,411.56	148,729.31	183,941.56	195,070.00	6.4%

PROJECTION: 2012 2012 City of Marlborough Budget

FOR PERIOD 99

ACCOUNTS FOR: GENERAL FUND	2010 ACTUAL	2011 ORIG BUD	2011 REVISED BUD	2011 ACTUAL	2011 PROJECTION	2012 MAYOR	PCT CHANGE

1620 ELECTION/REGISTRATION							

0000							

1 PROFESSIONAL SALARIES							

11620001 50180 ELECT CHM	781.00	781.00	781.00	781.00	781.00	781.00	.0%
TOTAL PROFESSIONAL SALARIES	781.00	781.00	781.00	781.00	781.00	781.00	.0%

2 CLERICAL SALARIES							

11620002 50141 CLERK	.00	.00	.00	.00	.00	25,356.00	.0%
11620002 50520 PRINC CLRK	.00	.00	.00	.00	.00	45,406.00	.0%
11620002 50550 HEAD CLERK	48,975.68	49,916.20	77,014.69	31,572.29	77,014.69	.00	-100.0%
11620002 50770 SNR CLERK	35,863.88	38,014.89	38,014.89	33,352.71	39,090.89	.00	-100.0%
TOTAL CLERICAL SALARIES	84,839.56	87,931.09	115,029.58	64,925.00	116,105.58	70,762.00	-19.5%

3 OTHER SALARIES							

11620003 50950 REGSTR VOT	818.39	939.36	939.36	469.68	939.36	939.36	.0%
11620003 51280 CLRK ELECT	1,434.79	1,434.79	1,434.79	1,434.79	1,434.79	1,434.79	.0%
11620003 51290 ASST REGVT	1,945.00	1,945.00	1,945.00	1,458.75	1,945.00	1,945.00	.0%
11620003 51430 LONGEVITY	2,498.78	2,498.78	2,498.78	1,345.96	2,498.78	.00	-100.0%
11620003 51460 CONSTABLES	9,940.00	10,100.00	10,100.00	863.88	10,100.00	15,100.00	49.5%
11620003 51920 SICK BUYBK	1,883.68	1,883.68	1,883.68	1,883.68	1,883.68	.00	-100.0%
TOTAL OTHER SALARIES	18,520.64	18,801.61	18,801.61	7,456.74	18,801.61	19,419.15	3.3%

4 CONTRACT SERVICES							

11620004 53930 PRINTING	4,797.37	5,000.00	5,000.00	459.44	5,000.00	5,000.00	.0%

PROJECTION: 2012 2012 City of Marlborough Budget

FOR PERIOD 99

ACCOUNTS FOR: GENERAL FUND		2010 ACTUAL	2011 ORIG BUD	2011 REVISED BUD	2011 ACTUAL	2011 PROJECTION	2012 MAYOR	PCT CHANGE
11620004 53932	ELEC PROGR	3,936.51	8,555.00	8,555.00	8,244.16	8,555.00	9,555.00	11.7%
	TOTAL CONTRACT SERVICES	8,733.88	13,555.00	13,555.00	8,703.60	13,555.00	14,555.00	7.4%
5	SUPPLIES & MATERIALS							
11620005 54220	OFF SUP/EX	3,909.00	4,000.00	4,000.00	1,421.64	4,000.00	6,000.00	50.0%
	TOTAL SUPPLIES & MATERIALS	3,909.00	4,000.00	4,000.00	1,421.64	4,000.00	6,000.00	50.0%
6	OTHER EXPENSES							
11620006 53871	POLL WRKR	27,312.84	1,762.00	1,762.00	990.00	1,762.00	19,474.87	1005.3%
	TOTAL OTHER EXPENSES	27,312.84	1,762.00	1,762.00	990.00	1,762.00	19,474.87	1005.3%
	TOTAL	144,096.92	126,830.70	153,929.19	84,277.98	155,005.19	130,992.02	3.3%
	TOTAL ELECTION/REGISTRATION	144,096.92	126,830.70	153,929.19	84,277.98	155,005.19	130,992.02	3.3%

PROJECTION: 2012 2012 City of Marlborough Budget

FOR PERIOD 99

ACCOUNTS FOR: GENERAL FUND	2010 ACTUAL	2011 ORIG BUD	2011 REVISED BUD	2011 ACTUAL	2011 PROJECTION	2012 MAYOR	PCT CHANGE

1650 LICENSE COMMISSIONS							

0000							

1 PROFESSIONAL SALARIES							

11650001 50150 LIC COM CH	3,314.52	3,315.00	3,315.00	2,762.10	3,315.00	3,315.00	.0%
TOTAL PROFESSIONAL SALARIES	3,314.52	3,315.00	3,315.00	2,762.10	3,315.00	3,315.00	.0%
2 CLERICAL SALARIES							

11650002 51050 BOARD SCTY	571.47	650.00	650.00	571.47	650.00	650.00	.0%
TOTAL CLERICAL SALARIES	571.47	650.00	650.00	571.47	650.00	650.00	.0%
3 OTHER SALARIES							

11650003 51110 LICCOM MEM	4,904.88	4,905.00	4,905.00	4,087.40	4,905.00	4,905.00	.0%
TOTAL OTHER SALARIES	4,904.88	4,905.00	4,905.00	4,087.40	4,905.00	4,905.00	.0%
5 SUPPLIES & MATERIALS							

11650005 54220 OFF SUP/EX	103.04	200.00	200.00	57.24	200.00	200.00	.0%
TOTAL SUPPLIES & MATERIALS	103.04	200.00	200.00	57.24	200.00	200.00	.0%
6 OTHER EXPENSES							

11650006 57100 INSTATE TR	.00	30.00	30.00	.00	30.00	30.00	.0%
11650006 57340 DUES & SUB	50.00	50.00	50.00	50.00	50.00	50.00	.0%
TOTAL OTHER EXPENSES	50.00	80.00	80.00	50.00	80.00	80.00	.0%
TOTAL	8,943.91	9,150.00	9,150.00	7,528.21	9,150.00	9,150.00	.0%
TOTAL LICENSE COMMISSIONS	8,943.91	9,150.00	9,150.00	7,528.21	9,150.00	9,150.00	.0%

PROJECTION: 2012 2012 City of Marlborough Budget

FOR PERIOD 99

ACCOUNTS FOR: GENERAL FUND	2010 ACTUAL	2011 ORIG BUD	2011 REVISED BUD	2011 ACTUAL	2011 PROJECTION	2012 MAYOR	PCT CHANGE

1740 COMMUNITY & ECONOMIC DEVELPT							
0000							

1 PROFESSIONAL SALARIES							

11740001 50032 PLANNER	.00	.00	.00	.00	.00	48,599.00	.0%
11740001 50191 PROGRAM MG	.00	.00	.00	.00	.00	50,636.00	.0%
11740001 50198 FINANC MGR	.00	.00	.00	.00	.00	50,217.00	.0%
TOTAL PROFESSIONAL SALARIES	.00	.00	.00	.00	.00	149,452.00	.0%
2 CLERICAL SALARIES							

11740002 50401 P/T SR CLR	.00	.00	.00	.00	.00	17,651.00	.0%
TOTAL CLERICAL SALARIES	.00	.00	.00	.00	.00	17,651.00	.0%
3 OTHER SALARIES							

11740003 51920 SICK BUYBK	.00	.00	687.85	687.85	.00	.00	.0%
TOTAL OTHER SALARIES	.00	.00	687.85	687.85	.00	.00	.0%
4 CONTRACT SERVICES							

11740004 53180 PROF/TCHSV	.00	.00	.00	.00	.00	6,000.00	.0%
TOTAL CONTRACT SERVICES	.00	.00	.00	.00	.00	6,000.00	.0%
5 SUPPLIES & MATERIALS							

11740005 54220 OFF SUP/EX	.00	.00	.00	.00	.00	400.00	.0%
11740005 57100 INSTATE TR	.00	.00	.00	.00	.00	600.00	.0%
TOTAL SUPPLIES & MATERIALS	.00	.00	.00	.00	.00	1,000.00	.0%
6 OTHER EXPENSES							

11740006 53940 MARLB2010	.00	.00	.00	.00	.00	200,000.00	.0%

05/04/2011 11:58
tabel

CITY OF MARLBOROUGH
NEXT YEAR / CURRENT YEAR BUDGET ANALYSIS

PG 25
bgnyrpts

PROJECTION: 2012 2012 City of Marlborough Budget

FOR PERIOD 99

ACCOUNTS FOR: GENERAL FUND	2010 ACTUAL	2011 ORIG BUD	2011 REVISED BUD	2011 ACTUAL	2011 PROJECTION	2012 MAYOR	PCT CHANGE
11740006 57340 DUES & SUB	.00	.00	.00	.00	.00	500.00	.0%
TOTAL OTHER EXPENSES	.00	.00	.00	.00	.00	200,500.00	.0%
TOTAL	.00	.00	687.85	687.85	.00	374,603.00	.0%
TOTAL COMMUNITY & ECONOMIC D	.00	.00	687.85	687.85	.00	374,603.00	.0%

PROJECTION: 2012 2012 City of Marlborough Budget

FOR PERIOD 99

ACCOUNTS FOR: GENERAL FUND	2010 ACTUAL	2011 ORIG BUD	2011 REVISED BUD	2011 ACTUAL	2011 PROJECTION	2012 MAYOR	PCT CHANGE

1920	PROPERTY & BUILDING MAINTENANC						

0000							

1	PROFESSIONAL SALARIES						

11920001 50291	DIRECTOR	41,746.64	42,550.00	42,550.00	36,126.88	42,550.00	43,549.00 2.3%
11920001 50292	CRAFTSMAN	179,267.99	186,289.00	176,289.00	119,769.80	187,168.00	186,220.00 .0%
11920001 50300	AST DIRCTR	24,223.16	24,689.00	24,689.00	20,496.52	24,689.00	25,269.00 2.3%
11920001 50385	ELCTRICIAN	50,939.72	51,919.00	51,919.00	44,229.39	51,919.00	53,139.00 2.3%
	TOTAL PROFESSIONAL SALARIES	296,177.51	305,447.00	295,447.00	220,622.59	306,326.00	308,177.00 .9%
2	CLERICAL SALARIES						

11920002 50520	PRINC CLRK	21,763.04	22,153.00	32,153.00	18,833.37	22,153.00	21,410.00 -3.4%
	TOTAL CLERICAL SALARIES	21,763.04	22,153.00	32,153.00	18,833.37	22,153.00	21,410.00 -3.4%
3	OTHER SALARIES						

11920003 50560	CUSTODIAN	115,128.02	139,984.00	123,984.00	102,794.91	140,589.00	127,343.00 -9.0%
11920003 51300	OVERTIME	23,968.67	12,000.00	28,000.00	14,344.03	12,000.00	12,000.00 .0%
11920003 51430	LONGEVITY	8,027.03	13,341.00	13,341.00	7,013.73	13,341.00	10,965.00 -17.8%
11920003 51920	SICK BUYBK	14,019.80	12,777.00	12,777.00	9,779.16	12,777.00	26,867.00 110.3%
11920003 51940	CLOTH ALLW	3,200.00	3,600.00	3,600.00	3,200.00	3,600.00	3,600.00 .0%
	TOTAL OTHER SALARIES	164,343.52	181,702.00	181,702.00	137,131.83	182,307.00	180,775.00 -.5%
5	SUPPLIES & MATERIALS						

11920005 54220	OFF SUP/EX	300.00	300.00	300.00	47.43	300.00	300.00 .0%
11920005 54310	BLD R&M SU	13,000.00	13,000.00	13,000.00	12,682.30	13,000.00	13,000.00 .0%

PROJECTION: 2012 2012 City of Marlborough Budget

FOR PERIOD 99

ACCOUNTS FOR: GENERAL FUND		2010 ACTUAL	2011 ORIG BUD	2011 REVISED BUD	2011 ACTUAL	2011 PROJECTION	2012 MAYOR	PCT CHANGE
11920005 54520	JANITOR SU	4,999.52	5,000.00	5,000.00	4,619.74	5,000.00	5,000.00	.0%
TOTAL SUPPLIES & MATERIALS		18,299.52	18,300.00	18,300.00	17,349.47	18,300.00	18,300.00	.0%
6	OTHER EXPENSES							
11920006 52120	ELECTRIC	1,483,008.83	1,360,000.00	1,360,000.00	1,240,334.55	1,422,267.37	1,600,000.00	17.6%
11920006 52130	STR LIGHTS	5,098.26	10,000.00	10,000.00	4,525.87	14,800.00	10,000.00	.0%
11920006 52200	NATRL GAS	219,266.47	270,000.00	270,000.00	277,008.30	332,888.96	270,000.00	.0%
11920006 52250	HEAT OIL	50,864.48	40,000.00	40,000.00	17,925.59	53,060.43	20,000.00	-50.0%
11920006 52430	R&M WALKER	24,999.96	25,000.00	25,000.00	25,000.00	25,410.70	25,000.00	.0%
11920006 52434	R&M BOILER	10,000.00	10,000.00	10,000.00	9,490.00	10,000.00	10,000.00	.0%
11920006 52435	ELEV RPRS	8,248.72	8,250.00	8,250.00	5,378.70	8,399.75	8,250.00	.0%
11920006 52440	R&M CTYHAL	10,000.00	10,000.00	10,000.00	5,739.28	10,000.00	10,000.00	.0%
11920006 52442	RPR HTG/CL	10,000.00	10,000.00	10,000.00	3,707.00	10,000.00	10,000.00	.0%
11920006 52444	ROOF RPR	290,500.00	8,000.00	8,000.00	4,380.21	16,000.00	8,000.00	.0%
11920006 52458	R&M POLICE	10,000.00	10,000.00	10,000.00	9,441.10	10,000.00	10,000.00	.0%
11920006 52459	R&M PRK/RC	10,000.00	10,000.00	10,000.00	10,000.00	10,000.00	10,000.00	.0%
11920006 52461	R&P DPW	44,000.00	44,000.00	44,000.00	43,743.85	44,000.00	44,000.00	.0%
11920006 52462	R&M CEMTRY	1,000.00	1,000.00	1,000.00	1,000.00	1,000.00	1,000.00	.0%
11920006 52465	R&M PRK DK	7,589.90	8,250.00	8,250.00	7,956.90	8,910.10	8,250.00	.0%
11920006 52466	R&M FIR ST	62,408.00	20,000.00	20,000.00	20,000.00	27,592.00	20,000.00	.0%
11920006 52480	RPRS-LIBR	10,000.00	10,000.00	10,000.00	9,978.15	10,000.00	10,000.00	.0%
11920006 52500	R&M EQUIP	1,000.00	1,000.00	1,000.00	1,000.00	1,000.00	1,000.00	.0%
11920006 52510	CONT/GENER	14,000.00	14,000.00	14,000.00	5,268.63	14,000.00	14,000.00	.0%

PROJECTION: 2012 2012 City of Marlborough Budget

FOR PERIOD 99

ACCOUNTS FOR: GENERAL FUND		2010 ACTUAL	2011 ORIG BUD	2011 REVISED BUD	2011 ACTUAL	2011 PROJECTION	2012 MAYOR	PCT CHANGE
11920006 52820	PHONEANSSV	395.07	600.00	600.00	138.82	600.00	.00	-100.0%
11920006 53420	TELEPHONE	102,287.99	151,000.00	151,000.00	107,342.19	179,549.80	140,000.00	-7.3%
11920006 53999	OTH SRVCS	157,384.86	90,000.00	90,000.00	89,780.27	123,743.84	90,000.00	.0%
TOTAL OTHER EXPENSES		2,532,052.54	2,111,100.00	2,111,100.00	1,899,139.41	2,333,222.95	2,319,500.00	9.9%
TOTAL		3,032,636.13	2,638,702.00	2,638,702.00	2,293,076.67	2,862,308.95	2,848,162.00	7.9%
TOTAL PROPERTY & BUILDING MA		3,032,636.13	2,638,702.00	2,638,702.00	2,293,076.67	2,862,308.95	2,848,162.00	7.9%

PROJECTION: 2012 2012 City of Marlborough Budget

FOR PERIOD 99

ACCOUNTS FOR: GENERAL FUND	2010 ACTUAL	2011 ORIG BUD	2011 REVISED BUD	2011 ACTUAL	2011 PROJECTION	2012 MAYOR	PCT CHANGE

1930 OTHER INSURANCE							
0000							

6 OTHER EXPENSES							

11930006 57410 PROP LIAB	254,749.90	272,819.00	272,819.00	240,418.05	277,819.00	279,640.00	2.5%
TOTAL OTHER EXPENSES	254,749.90	272,819.00	272,819.00	240,418.05	277,819.00	279,640.00	2.5%
TOTAL	254,749.90	272,819.00	272,819.00	240,418.05	277,819.00	279,640.00	2.5%
TOTAL OTHER INSURANCE	254,749.90	272,819.00	272,819.00	240,418.05	277,819.00	279,640.00	2.5%

PROJECTION: 2012 2012 City of Marlborough Budget

FOR PERIOD 99

ACCOUNTS FOR: GENERAL FUND	2010 ACTUAL	2011 ORIG BUD	2011 REVISED BUD	2011 ACTUAL	2011 PROJECTION	2012 MAYOR	PCT CHANGE

1940 RETIREMENT & PENSION BENEFITS							

0000							

6 OTHER EXPENSES							

11940006 51770 MARL RETR	4,105,049.00	4,294,064.00	4,303,064.00	2,147,032.00	4,294,064.00	4,385,098.00	2.1%
11940006 51810 POL PENSNS	10,622.04	10,941.00	10,941.00	9,117.20	10,941.00	11,269.00	3.0%
11940006 51830 HGHWY PENS	17,951.52	18,491.00	18,491.00	15,259.60	18,491.00	18,861.00	2.0%
11940006 51860 WIDOWS PEN	46,925.32	48,338.00	48,338.00	40,907.90	48,338.00	49,439.00	2.3%
TOTAL OTHER EXPENSES	4,180,547.88	4,371,834.00	4,380,834.00	2,212,316.70	4,371,834.00	4,464,667.00	2.1%
TOTAL	4,180,547.88	4,371,834.00	4,380,834.00	2,212,316.70	4,371,834.00	4,464,667.00	2.1%
TOTAL RETIREMENT & PENSION B	4,180,547.88	4,371,834.00	4,380,834.00	2,212,316.70	4,371,834.00	4,464,667.00	2.1%

PROJECTION: 2012 2012 City of Marlborough Budget

FOR PERIOD 99

ACCOUNTS FOR: GENERAL FUND	2010 ACTUAL	2011 ORIG BUD	2011 REVISED BUD	2011 ACTUAL	2011 PROJECTION	2012 MAYOR	PCT CHANGE

1960 WORKERS' COMPENSATION							

0000							

6 OTHER EXPENSES							

11960006 51710 WC INS	787.86	300,169.00	300,169.00	709.12	300,169.00	323,094.00	7.6%
11960006 51720 REINSRNCE	63,484.00	75,174.00	75,174.00	65,171.00	75,174.00	75,174.00	.0%
11960006 55812 VACCINES	.00	500.00	500.00	.00	500.00	500.00	.0%
TOTAL OTHER EXPENSES	64,271.86	375,843.00	375,843.00	65,880.12	375,843.00	398,768.00	6.1%
TOTAL	64,271.86	375,843.00	375,843.00	65,880.12	375,843.00	398,768.00	6.1%
TOTAL WORKERS' COMPENSATION	64,271.86	375,843.00	375,843.00	65,880.12	375,843.00	398,768.00	6.1%

05/04/2011 11:58
 tabel

CITY OF MARLBOROUGH
 NEXT YEAR / CURRENT YEAR BUDGET ANALYSIS

PG 32
 bgnyrpts

PROJECTION: 2012 2012 City of Marlborough Budget

FOR PERIOD 99

ACCOUNTS FOR: GENERAL FUND	2010 ACTUAL	2011 ORIG BUD	2011 REVISED BUD	2011 ACTUAL	2011 PROJECTION	2012 MAYOR	PCT CHANGE

1970 UNEMPLOYMENT COMPENSATION							

0000							

6 OTHER EXPENSES							

11970006 51730 UNEMPLYMNT	17,380.00	24,135.00	59,135.00	25,532.84	26,755.00	41,748.00	73.0%
TOTAL OTHER EXPENSES	17,380.00	24,135.00	59,135.00	25,532.84	26,755.00	41,748.00	73.0%
TOTAL	17,380.00	24,135.00	59,135.00	25,532.84	26,755.00	41,748.00	73.0%
TOTAL UNEMPLOYMENT COMPENSAT	17,380.00	24,135.00	59,135.00	25,532.84	26,755.00	41,748.00	73.0%

PROJECTION: 2012 2012 City of Marlborough Budget

FOR PERIOD 99

ACCOUNTS FOR: GENERAL FUND	2010 ACTUAL	2011 ORIG BUD	2011 REVISED BUD	2011 ACTUAL	2011 PROJECTION	2012 MAYOR	PCT CHANGE

1980 HEALTH/LIFE INSURANCE							
0000							

6 OTHER EXPENSES							

11980006 51750 HLT/LF INS	3,326,423.47	5,054,909.00	5,054,909.00	2,815,442.30	5,054,909.00	5,129,145.00	1.5%
11980006 51752 MEDICARE	256,449.45	270,559.00	270,559.00	218,948.40	270,559.00	285,438.00	5.5%
11980006 57405 LT DIS INS	.00	228,648.00	228,648.00	.00	228,648.00	230,091.00	.6%
11980006 57406 LIFE INS	19,706.30	26,000.00	26,000.00	20,938.30	26,000.00	26,000.00	.0%
TOTAL OTHER EXPENSES	3,602,579.22	5,580,116.00	5,580,116.00	3,055,329.00	5,580,116.00	5,670,674.00	1.6%
TOTAL	3,602,579.22	5,580,116.00	5,580,116.00	3,055,329.00	5,580,116.00	5,670,674.00	1.6%
TOTAL HEALTH/LIFE INSURANCE	3,602,579.22	5,580,116.00	5,580,116.00	3,055,329.00	5,580,116.00	5,670,674.00	1.6%

PROJECTION: 2012 2012 City of Marlborough Budget

FOR PERIOD 99

ACCOUNTS FOR: GENERAL FUND	2010 ACTUAL	2011 ORIG BUD	2011 REVISED BUD	2011 ACTUAL	2011 PROJECTION	2012 MAYOR	PCT CHANGE

1990 OTHER GENERAL GOVERNMENT							

0000							

6 OTHER EXPENSES							

11990006 51500 FRINGES	.00	80,012.00	-13,451.34	.00	77,256.63	318,539.00	298.1%
11990006 53031 MAIN FIRE	4,056.50	.00	75,943.50	66,808.33	.00	.00	.0%
11990006 53052 ACTUARIAL	.00	15,000.00	15,000.00	.00	15,000.00	.00	-100.0%
11990006 57820 RESRV SALS	.00	.00	.00	.00	.00	516,499.00	.0%
11990006 57821 STAB FUND	.00	37,994.00	37,994.00	.00	37,994.00	32,097.00	-15.5%
TOTAL OTHER EXPENSES	4,056.50	133,006.00	115,486.16	66,808.33	130,250.63	867,135.00	552.0%
TOTAL	4,056.50	133,006.00	115,486.16	66,808.33	130,250.63	867,135.00	552.0%
TOTAL OTHER GENERAL GOVERNME	4,056.50	133,006.00	115,486.16	66,808.33	130,250.63	867,135.00	552.0%